

Diethoxytriphenylphosphorane: A Mild, Regioselective Cyclodehydrating Reagent for Conversion of Diols to Cyclic Ethers. Stereochemistry, Synthetic Utility, and Scope

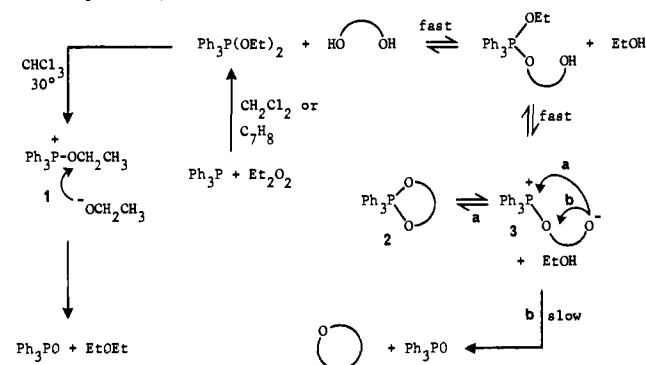
Philip L. Robinson, Carey N. Barry, Jeffery W. Kelly, and Slayton A. Evans, Jr.*

Contribution from The William Rand Kenan, Jr., Laboratories of Chemistry, The University of North Carolina, Chapel Hill, North Carolina 27514. Received September 1, 1983

Abstract: Diethoxytriphenylphosphorane, $\text{Ph}_3\text{P}(\text{OEt})_2$, prepared by reaction of triphenylphosphine and diethyl peroxide, is a "hydrolytically active" dioxyphosphorane which promotes mild cyclodehydration (40–110 °C) of diols to cyclic ethers in neutral media. The regioselectivity in the closure of (*S*)-(+)-propane-1,2-diol and (*R*)-(-)-pentane-1,4-diol with $\text{Ph}_3\text{P}(\text{OEt})_2$ is high (81–82%) while the cyclodehydration of (*S*)-(+)-phenylethane-1,2-diol gives racemized (\pm)-styrene oxide. Simple 1,2-, 1,4-, and 1,5-diols afford good yields of the cyclic ethers but 1,3-propanediol and 1,6-hexanediol give mainly 3-ethoxy-1-propanol and 6-ethoxy-1-hexanol, respectively, with $\text{Ph}_3\text{P}(\text{OEt})_2$. Tri- and tetra-substituted 1,2-diols afford the relatively stable 1,3,2-dioxaphospholanes (or σ -dioxyphosphoranes) in the presence of $\text{Ph}_3\text{P}(\text{OEt})_2$, and, depending on conditions, the 1,3,2-dioxaphospholanes are selectively converted to epoxides, ketones or allylic alcohols. The carbonyl compounds arise from 1,2-hydride and 1,2-methyl migrations; the allylic alcohols are derived from thermolytic eliminations. *trans*-1,2-Cyclohexanediols afford essentially quantitative yields (>95%) of the cyclohexene oxides while *cis*-1,2-cyclohexanediol gives the stable 1,3,2-dioxaphospholane with $\text{Ph}_3\text{P}(\text{OEt})_2$ which decomposes under thermal conditions to cyclohexanone (90%). $\text{Ph}_3\text{P}(\text{OEt})_2$ is extremely useful for conversion of "sensitive" 1,2-diols to acidic and/or thermally labile epoxides as demonstrated by the quantitative conversion of 9,10-dihydro-*trans*-9,10-phenanthrenediol to 9,10-dihydrophenanthrene oxide and 2 α ,10-pinenediol to 2 α ,10-epoxypinane.

A wide variety of alkyl and aryl phosphites and phosphines undergo "redox" reactions with compounds possessing weak heteroatom-heteroatom bonds (e.g., O–O,¹ S–O,² S–S³ O–Cl,⁴ S–N,⁵ etc.) as well as carbon-halogen bonds⁶ to afford hydrolytically labile phosphonium salts and σ -heterophosphoranes. These "organophosphorus reagents" including the Mitsunobu reagent⁷ have been particularly valuable in promoting substitution and condensation reactions of substances having active hydro-

Scheme I. Mechanistic Proposal for Cyclodehydration of Diols with $\text{Ph}_3\text{P}(\text{OEt})_2$



The pioneering work of Denney and co-workers^{1a-f} dealing with the preparation and characterization (¹H and ³¹P NMR) of oxyphosphoranes has laid the ground work for potentially useful synthetic applications of oxyphosphoranes in the synthesis of heterocycles.^{1c,e} In fact, Denney et al.⁸ have recently demonstrated that pentaethoxyphosphorane [P(OEt)₅] is particularly effective in converting 1,4-diols to the respective tetrahydrofurans. The basic structures of pentacoordinate phosphorus compounds⁹ and the apicophilicity demands¹⁰ as well as "apical potentials"¹¹ of various ligands are the current focus of extensive research. However, studies concentrating on the synthetic utility of acyclic σ -oxyphosphoranes have not been as intense nor sustained.¹² Acyclic oxyphosphoranes, particularly diethoxytriphenylphosphorane (DTPP),¹³ as cyclodehydrating reagents have remained essentially unexplored. Herein, we describe our efforts

(1) (a) Denney, D. B.; Denney, D. Z.; Chang, B. C.; Marsi, K. L. *J. Am. Chem. Soc.* **1969**, *91*, 5243–5246. (b) Denney, D. B.; Jones, D. H. *J. Am. Chem. Soc.* **1969**, *91*, 5821–5825. (c) Chang, B. C.; Conrad, W. E.; Denney, D. B.; Denney, D. Z.; Edelman, R.; Powell, R. L.; White, D. W. *J. Am. Chem. Soc.* **1971**, *93*, 4004–4009. (d) Denney, D. B.; Relles, H. M.; Tsolis, A. K. *J. Am. Chem. Soc.* **1964**, *86*, 4487. (e) Denney, D. B.; Powell, R. L.; Taft, A.; Twitchell, D. *Phosphorus* **1971**, *1*, 151. (f) Denney, D. B.; Greenbaum, M. A. *J. Am. Chem. Soc.* **1957**, *79*, 979. (g) Bartlett, P. D.; Baumstark, A. L.; Landis, M. E. *J. Am. Chem. Soc.* **1973**, *95*, 6486–6487. (h) Robinson, P. L.; Kelly, J. W.; Evans, S. A., Jr. *Phosphorus Sulfur*, in press.

(2) (a) Evans, D. A.; Andrews, G. C. *Acc. Chem. Res.* **1974**, *7*, 147. (b) Chang, L. L.; Denney, D. B. *J. Chem. Soc., Chem. Commun.* **1974**, 84. (c) Denney, D. B.; Denney, D. Z.; Garridovic, D. M. *Phosphorus Sulfur* **1981**, *11*, 1.

(3) (a) De'Ath, N. J.; Denney, D. B. *Chem. Commun.* **1972**, 395. (b) Harpp, D. N.; Adams, J.; Gleason, J. G.; Mullins, D.; Steliou, K. *Tetrahedron Lett.* **1978**, 3989–3992. (c) Harpp, D. N.; Gramata, A. *J. Org. Chem.* **1980**, *45*, 271–273. (d) Bach, R. D.; Rajan, S. J. *J. Am. Chem. Soc.* **1979**, *101*, 3112. (e) Harpp, D. N.; Smith, R. A. *J. Org. Chem.* **1979**, *44*, 4140–4144. (f) Kimura, Y.; Miyamoto, M.; Saegwua, T. *Ibid.* **1982**, *47*, 916.

(4) (a) Denney, D. B.; DiLeone, R. R. *J. Am. Chem. Soc.* **1962**, *84*, 4737–4743. (b) Denney, D. B.; Hanifin, J. W., Jr. *Tetrahedron Lett.* **1983**, 2177–2180. (c) Barry, C. N.; Evans, S. A., Jr. *J. Org. Chem.* **1983**, *48*, 2825–2828.

(5) (a) Mukaiyama, T.; Ueki, M.; Maruyama, H.; Matsueda, R. *J. Am. Chem. Soc.* **1968**, *90*, 4490.

(6) (a) For a recent review, see: Appel, R.; Halstenberg, M. In "Organophosphorus Reagents in Organic Synthesis"; Cadogan, J. I. G., Ed.; Academic Press: New York, 1979; pp 378–424. (b) Slagle, J. D.; Huang, T. T. S.; Franzus, B. *J. Org. Chem.* **1981**, *46*, 3526–3530. (c) Ramos, S.; Rosen, W. *J. Org. Chem.* **1981**, *46*, 3530–3533. (d) Brett, D.; Downie, I. M.; Lee, J. B.; Matough, M. F. S. *Chem. Ind. (London)* **1969**, 1017. (e) Appel, R.; Scholer, H. F. *Chem. Ber.* **1977**, *110*, 2382. (f) Erickson, G. W.; Fry, J. L. *J. Org. Chem.* **1980**, *45*, 970–972. (g) Barry, C. N.; Evans, S. A., Jr. *J. Org. Chem.* **1981**, *46*, 3361–3364. (h) Barry, C. N.; Baumrucker, S. J.; Andrews, R. C.; Evans, S. A.; Jr. *J. Org. Chem.* **1982**, *47*, 3980–3983. (i) Barry, C. N.; Evans, S. A.; Jr. *Tetrahedron Lett.* **1983**, *24*, 661–664. (j) Castro, B.; Selve, C. *Tetrahedron Lett.* **1973**, 4459–4460.

(7) Mitsunobu, O. *Synthesis* **1981**, 2–18.

(8) Denney, D. B.; Denney, D. Z.; Gigantino, J. J. *J. Org. Chem. Chem.* **1984**, *49*, 2831–2832.

(9) Holmes, R. R. *ACS Monogr.* **1980**, *175*, 9–99.

(10) (a) Gillespie, P.; Hoffman, P.; Klusack, H.; Marguarding, D.; Pfohl, S.; Ramirez, F.; Tsolis, E. A.; Vgi, I. *Angew. Chem., Int. Ed. Engl.* **1971**, *10*, 687. (b) Trippett, S. *Phosphorus Sulfur* **1976**, *1*, 89–98.

(11) Hall, C. R.; Inch, T. D. *J. Chem. Soc., Perkin Trans. 1* **1981**, 2368.

(12) For a recent, but brief, general review, see: Husband, J. B.; McNab, H. *Phosphorus Sulfur* **1984**, *20*, 207–230.

(13) Bass, S. W.; Barry, C. N.; Robinson, P. L.; Evans, S. A., Jr. *ACS Symp. Ser.* **1981**, *No. 171*, 165.

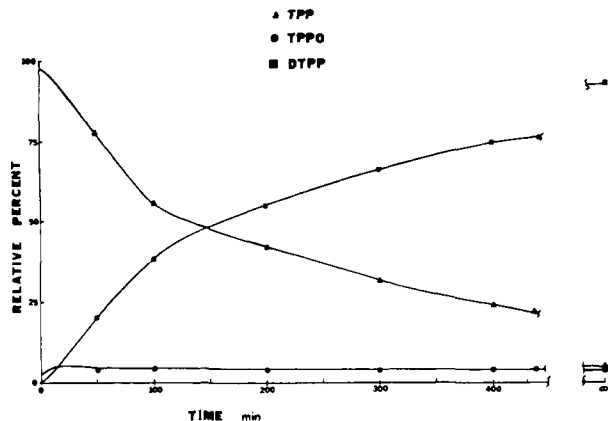


Figure 1. ^{31}P NMR results of triphenylphosphine-diethyl peroxide reaction vs. time.

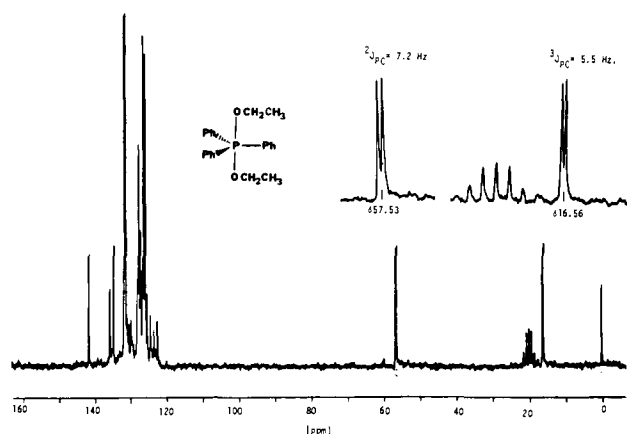


Figure 2. ^{13}C NMR spectrum of DTTP in toluene- d_8 at 25 °C.

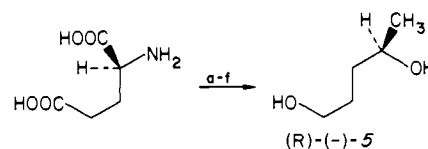
toward establishing the usefulness of DTTP for cyclodehydration of diols to cyclic ethers.

Results and Discussion

DTTP, prepared by a biphilic^{16,14} oxidative addition of triphenylphosphine (TPP) with diethyl peroxide (DEP), is isolable as a viscous oil by "flash distillation" (Kugelrohr apparatus) at 150–160 °C (0.05 torr). By careful monitoring of ^{31}P NMR data for disappearance of TPP and formation of DTTP, it is readily determined that 72% DTTP is formed after 8 h (>92%, 48 h at 70 °C) in toluene solvent (Figure 1). The initially rapid increase in the concentration of triphenylphosphine oxide (TPPO) is due to the fast reaction of TPP with a small quantity of ethyl hydroperoxide impurity. ^1H (see Experimental Section) and ^{31}P (δ -55.0) NMR parameters for DTTP are consistent with the pentacoordinated trigonal-bipyramidal conformer having apical ethoxy groups as previously proposed by Denney.¹⁵ The ^{13}C NMR spectrum of DTTP (Figure 2) is also supportive of the assigned structure. Both geminal and vicinal phosphorus-carbon couplings within the ethyl group are observable and may have diagnostic significance (vide infra): $^2J_{\text{POC}} = 7.2$ Hz (CH_2) and $^3J_{\text{POCC}} = 5.5$ Hz (CH_3).

Homogeneous DTTP is stable indefinitely in anhydrous toluene solvent at 25 °C and shows no measurable decomposition even at 90 °C. However, it slowly decomposes in chloroform solvent presumably by irreversible Arbusov collapse of oxyphosphonium

Scheme II^a



^a (a) NaNO_2 , H_2SO_4 ; (b) SOCl_2 ; (c) NaBH_4 , CH_3OH ; (d) p -TsCl, pyr; (e) LiAlH_4 , THF; (f) NaOH , H_2O .

ion pair **1** to TPPO and diethyl ether (Scheme I).¹⁶ DTTP also reacts with 1,1,2,2-tetrachloroethane solvent to give 1,1,2-trichloroethane, ethanol, and ethyl chloride.^{13b} If a diol is added to DTTP, the rapid exchange of 2 equiv of ethanol by phosphorylation of the diol commences, followed by equilibration of dioxyphosphorane **2** and oxyphosphonium betaine **3**^{1d} (path a). Ultimately, slow formation of the cyclic ether by intramolecular displacement of TPPO from betaine **3** (path b) is achieved.^{13b}

Although DTTP itself is stable in aromatic solvents,¹⁶ the moderate yields obtained (42–61%) and the potential hazards¹⁷ involved in the preparation and isolation of DEP prompted a search for other aliphatic peroxides capable of oxidative addition with phosphines enroute to useful, reactive dioxyphosphoranes. While our findings are the subject of a future publication,¹⁸ we make only a brief comment here on the preparation and relative stability of bis(*n*-hexyloxy)triphenylphosphorane [$\text{Ph}_3\text{P}(\text{OHex})_2$]. Di-*n*-hexyl peroxide [$(\text{HexO})_2$], prepared by reaction of excess *n*-hexylmethanesulfonate with $\text{H}_2\text{O}_2/\text{KOH}$, reacts with TPP in toluene solvent (65 °C, 30 h). ^{31}P NMR examination of the reaction mixture indicates >95% $\text{Ph}_3\text{P}(\text{OHex})_2$ (δ -56.2), 2% TPP (δ -5.6), and >2% TPPO (δ 27.3). The ^{31}P chemical shift of $\text{Ph}_3\text{P}(\text{OHex})_2$ is consistent with a trigonal-bipyramidal conformation having the thermodynamically preferred apical hexyloxy groups. The geminal and vicinal phosphorus-carbon couplings, observable in the ^{13}C NMR [$^2J_{\text{POC}} = 7.8$ Hz and $^3J_{\text{POCC}} = 5.5$ Hz], are essentially identical with those observed for DTTP. $\text{Ph}_3\text{P}(\text{OHex})_2$ in toluene solvent at 60 °C remained unchanged after 21 days as determined by ^{31}P NMR. By contrast, *n*- $\text{Bu}_3\text{P}(\text{OHex})_2$ is apparently less stable than $\text{Ph}_3\text{P}(\text{OHex})_2$. Holtz et al.¹⁹ report that $(\text{HexO})_2$ reacts with *n*- Bu_3P in dry benzene to afford Hex_2O ; in acetone-water-benzene solvent, *n*-hexyl alcohol is formed.

Stereochemistry and Regioselection of the DTTP-Promoted Cyclodehydration of Diols. Regioselective cyclodehydrations of optically active, unsymmetrical diols could have important synthetic consequences by providing preparative routes to optically active ethers. However, information on one-step, regioselective cyclodehydration of optically active diols with oxyphosphoranes,¹³ oxyphosphonium salts, or sulfuranes²⁰ is scarce.

We have prepared (*S*)-(+)-propane-1,2-diol [(+)-**4**, 71%, $[\alpha]_D^{18} + 14.20^\circ$ (neat)]²¹ by lithium aluminum hydride reduction of (*S*)-(-)-ethyl lactate, (*S*)-(+)-phenylethane-1,2-diol [(+)-**5**, $[\alpha]_D^{18} + 51.57^\circ$ (*c* 0.785, benzene)]²² from borane reduction of (*S*-

(16) DTTP also slowly reacts with CHCl_3 and $\text{Cl}_2\text{CHCHCl}_2$ by proton abstraction initiated by the low equilibrium concentration of ethoxide ion^{1d} (e.g., $(\text{CH}_3\text{CH}_2\text{O})_2\text{PPh}_3 \rightleftharpoons \text{CH}_3\text{CH}_2\text{O}^- \text{Ph}_3\text{P}^+\text{OCH}_2\text{CH}_3$) to afford ethanol and α - and β -elimination products. Since chloride ion results from the elimination processes, our ^{13}C NMR observations of $\text{CH}_3\text{CH}_2\text{Cl}$, arising undoubtedly from an Arbusov-type displacement of TPPO from $\text{Ph}_3\text{P}^+\text{OEt}$ by Cl^- lends support to this hypothesis.

(17) (a) Magelli, O. L.; Sheppard, C. S. In "Organic Peroxides"; Swern, D., Ed.; Wiley-Interscience: New York, 1972; Chapter 1, Vol. I, pp 1–104. (b) Shanley, E. S. In "Organic Peroxides"; Swern, D., Ed.; Wiley-Interscience: New York, 1972; Chapter 5, Vol. III, pp 341–364.

(18) Unpublished results from Jeffery W. Kelly, University of North Carolina.

(19) Holtz, H. D.; Solomon, P. W.; Mahan, J. E. *J. Org. Chem.* **1973**, *38*, 3175–3179.

(20) Martin, J. C.; Franz, J. A.; Arhart, R. J. *J. Am. Chem. Soc.* **1974**, *96*, 4604–4611.

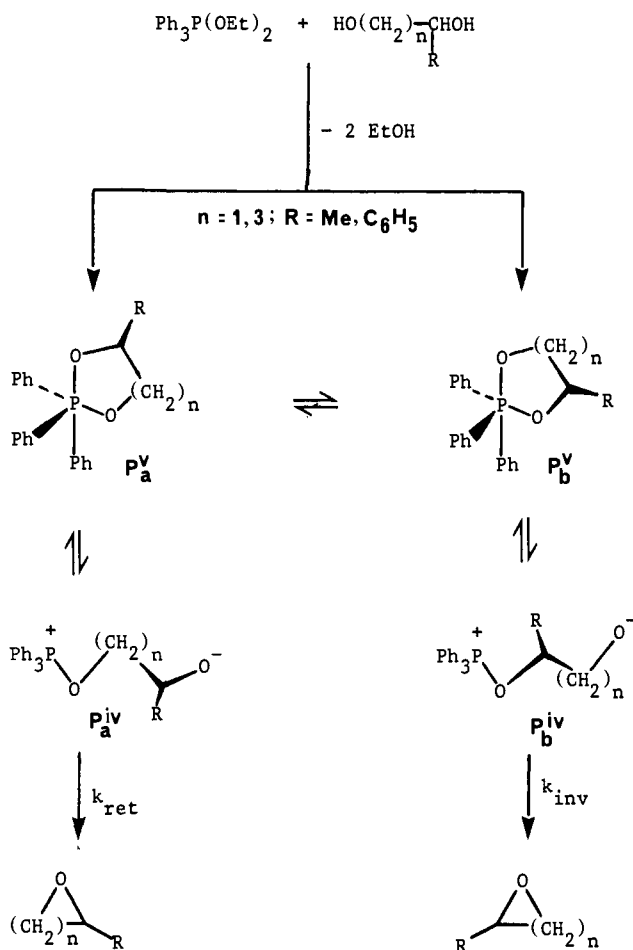
(21) (a) Jerina, D. M.; Ziffer, H.; Daly, J. W. *J. Am. Chem. Soc.* **1970**, *92*, 1056. (b) Winstein, S.; Heck, R. *Ibid.* **1952**, *74*, 5584. (c) Combas, J.; Haslinger, E.; Schmidt, V. *Chem. Ber.* **1976**, *109*, 2645.

(22) Fischer, E. *Chem. Ber.* **1912**, *63*, 2447.

(14) (a) Denney, D. B.; Denney, D. Z.; Hall, C. D.; Marsi, K. L. *J. Am. Chem. Soc.* **1972**, *94*, 245–259. (b) Baumstark, A. M.; McCloskey, C. J.; Williams, T. E.; Chrisope, D. R. *J. Org. Chem.* **1980**, *46*, 3593–3597.

(15) (a) Denney, D. B.; Denney, D. Z.; Wilson, L. A. *Tetrahedron Lett.* **1968**, 85–89. (b) Kubota et al. have similarly assigned the trigonal-bipyramidal conformation with apical $\text{CF}_3\text{CH}_2\text{O}$ groups to $\text{Ph}_3\text{P}(\text{OCH}_2\text{CF}_3)_2$ based on ^1H NMR shifts and a ^{31}P NMR shift of -70.3 ppm. See: Kubota, T.; Miyashita, S.; Kitaxume, T.; Ishikawa, N. *J. Org. Chem.* **1980**, *45*, 5052–5057.

Scheme III

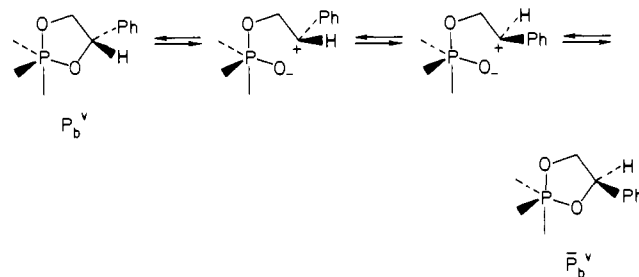


(+)-mandelic acid, and (4*R*)-(-)-pentane-1,4-diol [6, 11%, $[\alpha]_{\text{D}}^{21} -13.06^\circ$ (neat)]²³ from the series of reactions shown in Scheme II. Their regiochemical modes of cyclodehydration were examined using DTPP. The percent regioselection (82%) from cyclodehydration of (+)-diol **4** to mainly (*S*)-(+)-propylene oxide [(+)-**7**] indicates predominant retention of configuration at C_2 . This result is nearly identical with the results obtained when (+)-**4** undergoes cyclodehydration with TPP-diethyl azodicarboxylate²⁴ and TPP- CCl_4 ²⁵ demonstrating that displacement of the C_1 hydroxyl group (as TPPO) is preferred and that all *three* reactions are intimately related through presumably the same oxyphosphorane-oxaphosphonium intermediates.

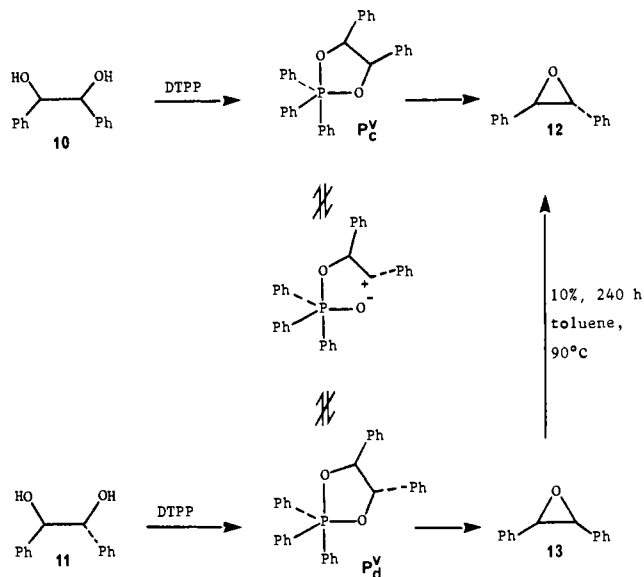
The reaction of (4*R*)-(-)-pentane-1,4-diol with DTPP gives (*R*)-(-)-2-methyltetrahydrofuran (**8**) as the predominant enantiomer reflecting largely retention (80.5%) of stereochemistry of C_2 . On the basis of the similarity in energetic considerations for closure of chains to three- and five-membered rings,²⁶ the similarity in percent regioselection for cyclodehydration of (+)-**4** and **6** is not too surprising.

These findings suggest that the regioselective distribution of stereoisomeric ethers arises from separate *stepwise* decompositions of oxaphosphonium betaines, P_a^{IV} and P_b^{IV} , with collapse of betaine P_a^{IV} being kinetically preferred because of favorable steric considerations (Scheme III). In fact, reaction of *d,l*-2,3-butanediol (**9**) with DTPP in CD_2Cl_2 (35 °C, 10 h) also demonstrates the stepwise nature of the cyclodehydration process giving exclusively *cis*-2,3-epoxybutane by ¹³C NMR analysis [δ 12.9 (CH_3) and 52.4 (CHO)].²⁷ This latter result is consonant with the previous

Scheme IV



Scheme V



findings of Denney et al.^{1b} where 88% *d,l*- and 12% *meso*-4,5-dimethyl-2,2,2-triethoxy-1,3,2-dioxaphospholanes gave 85% *cis*- and 15% *trans*-2,3-butene oxides, respectively, upon thermolysis (117 °C, 42 h).

Steric considerations would predict that the percent regioselection should increase as the steric bulk of the attached R group at C_2 increases (Scheme III), and with this in mind, we examined the reaction between (+)-**5** and DTPP. Racemic (\pm)-styrene oxide was obtained (82%); the enantiomeric composition was assessed from ¹H NMR analysis using the chiral shift reagent $\text{Eu}(\text{hfc})_3$.²⁸ We have prepared²⁹ and independently demonstrated³⁰ that (*S*)-(+)-styrene oxide (>95% ee) is configurationally stable under the reaction conditions, and, thus, reaction of optically active epoxide with TPP³¹ or TPPO³² does not occur nor compromise the configurational stability of optically active styrene oxide. We had previously suggested several possibilities for racemization²⁵ including (a) $k_{\text{ret}} = k_{\text{inv}}$, (b) formation of $\text{PhC}^+\text{HCH}_2\text{O}^-\text{H}$ through ionization of TPPO, and (c) ionization *within* the cyclic dioxaphosphorane (Scheme IV). This latter possibility seemed attractive because the propensity for carbon-oxygen ionization would be facilitated by (i) favorable 2p-3d π bonding between

(27) A concerted decomposition pathway for phosphoranes is, in fact, symmetry allowed for some equatorial-equatorial or apical-apical substituents, but numerous, if not all, phosphoranes with alkoxy substituents prefer the stepwise route. See: Emsley, J.; Hall, D. "The Chemistry of Phosphorus"; Wiley: New York, 1976.

(28) Tris[3-[(heptafluoropropyl)hydroxymethylene]-*d*-camphorato]europium(III) was obtained from the Aldrich Chemical Co.

(29) Dupin, E.; Dupin, J. F. *Bull. Soc. Chim. Fr.* **1970**, 249-251.

(30) A control experiment using a sample of (*S*)-(+)-styrene oxide (>95% ee)²⁹ in CH_2Cl_2 solution containing TPP, ethanol, and TPPO was refluxed for 48 h at 40-45 °C. Isolation of the styrene oxide followed by ¹H NMR examination using $\text{Eu}(\text{hfc})_3$ indicated no racemization.

(31) Richards, E. J.; Tebby, J. C. *J. Chem. Soc.* **1971**, 1059.

(32) Bissing, D. E.; Speziale, A. J. *J. Am. Chem. Soc.* **1965**, 87, 1405-1406.

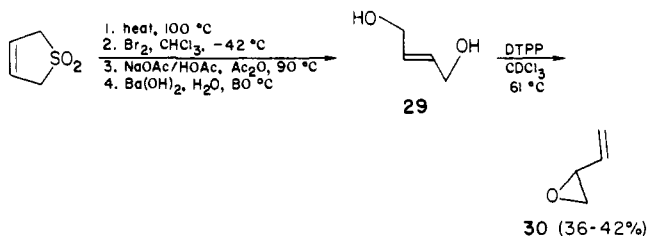
(23) Egushik, C.; Kawata, A. *Bull. Chem. Soc. Jpn.* **1974**, 47, 1704.

(24) Schurig, V.; Koppenhoefer, B.; Buerkle, W. *J. Org. Chem.* **1980**, 45, 538-541.

(25) Robinson, P. L.; Barry, C. N.; Bass, S. W.; Jarvis, S. E.; Evans, S. A., Jr. *J. Org. Chem.* **1983**, 48, 5396-5398.

(26) Stirling, C. J. M. *J. Chem. Educ.* **1973**, 50, 844-845.

Scheme VI

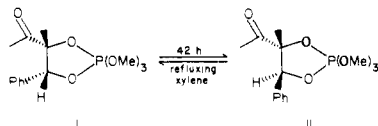


the equatorial phosphoryl oxygen and the phosphorus atom in the trigonal-bipyramidal conformer³³ and (ii) the potential for stabilization of the incipient carbocation by the phenyl group. Certainly, extensive rotational freedom of the carbocation would racemize dioxaphosphorane P_b^v ($P_b^v \rightleftharpoons \bar{P}_b^v$), and through pseudorotation, the conformational isomeric phosphorane P_a^v would also be racemized; therefore, the requisite oxyphosphonium betaines P_a^{IV} and P_b^{IV} ($R = Ph$, Scheme III) would be without stereochemical integrity as would the final product, styrene oxide. Assuming the existence of an electron-deficient species is required to adequately rationalize formation of (\pm)-styrene oxide, it is conceivable that under similar conditions an analogous intermediate may permit facile equilibration of the *cis*- and *trans*-1,3,2-dioxaphospholanes (P_c^v and P_d^v , Scheme V) resulting from condensation of DTTP with either *meso*- or *d,l*-1,2-diphenylethane-1,2-diol (**10**, **11**). In principle, if equilibration of the diastereomeric 1,3,2-dioxaphospholanes is considerably faster than formation of configurationally stable epoxides, the extent of diastereoselection of epoxides starting from either diol should be essentially identical.³⁴ The benzylic positions in both dioxaphospholanes will benefit from resonance stabilization. An examination of molecular models also suggest that dioxaphosphorane P_c^v may possess an inherent driving force for cleavage of the PO-CHPh bond as a way of relaxing the repulsive steric interactions between the *cis*-1,2-phenyls and the *syn*-phenyl group attached to the phosphorus atom.

The actual results of the experiment show that DTTP-promoted cyclodehydrations of *meso* diol **10** and *d,l* diol **11** are, in fact, *stereospecific*, affording *trans*- and *cis*-stilbene oxides (**12** and **13**), respectively. For example, a solution containing 84% *d,l*- and 16% *meso*-1,2-diphenylethanediols was refluxed with DTTP in CH_2Cl_2 until the combined yield of **12** and **13** was greater than 95% (ca. 3 weeks). ¹H NMR analysis showed the epoxide composition as 76% *cis*-stilbene oxide and 24% **12**. Similarly when a solution containing 15% *d,l*- and 85% *meso*-1,2-diphenylethanediols was reacted with DTTP in toluene at 90 °C (ca. 1 week), the epoxide composition was found to be 5% *cis*- and 95% *trans*-stilbene oxide. [An independent experiment also demonstrated that on prolonged heating of the *cis*-epoxide **13** (10 days, 90 °C in toluene), ca. 10% isomerization to *trans*-epoxide **12** occurred.] Homogeneous *meso* diol **10** reacts with DTTP in dry toluene (100 °C, 18 h) to afford >95% *trans*-oxide **12** by ¹H NMR analysis.³⁵ These results corroborate the findings of Boigegrain and Castro^{36a} as well as those of Bartlett et al.^{36b} and cast doubt

(33) Some oxyphosphoranes possessing equatorial PO⁻ groups may be "conformationally demanding" due to the strong p-d π interactions between oxygen and phosphorus. See: Luckenbach, R. "Dynamic Stereochemistry of Pentacoordinated Phosphorus and Related Elements"; Georg Thieme: Stuttgart, Germany, 1973.

(34) Ramirez et al. have also observed equilibration of diastereoisomeric 1,3,2-oxaphosphoranes, I and II, in refluxing xylene solvent. Interestingly, they

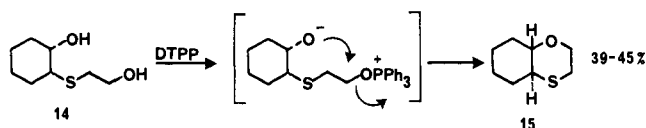


suggest that isomerization may result from dissociation of the oxaphosphoranes to the original reactants followed by recombination. See: Ramirez, F.; Bhatia, S. B.; Patwardhan, A. V.; Smith, C. P. *J. Org. Chem.* **1967**, *32*, 3547-3553.

(35) It is noteworthy that $Ph_3P(OHex)_2$ also stereospecifically converts *meso* diol **10** to epoxide **12** in 80% yield after 72 h in toluene solvent (65 °C).

on the importance of proposals b and c. Kinetic studies currently under way on the cyclodehydration of para-substituted phenylethane-1,2-diols will, perhaps, provide useful results to help solve this problem.

Cyclodehydration of Diols with DTTP. Synthetic Utility. The reaction of *trans*-2-[(2-hydroxyethyl)thio]cyclohexanol (**14**) with DTTP gives 39-45% of *trans*-1,4-oxathiadecalin (**15**) by GLC



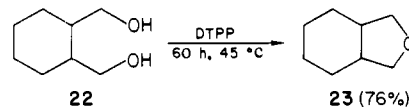
indicating that formation of oxathiadecalin **15** arises from initial phosphoranylation of the more sterically accessible 2-hydroxyethyl group followed by intramolecular displacement of TPPO by the C₁ alkoxide group. The reaction of diol **14** with TPP- CCl_4 also regioselectively phosphoranylates the 2-hydroxyethyl group but intramolecular cyclization only affords 6-13% oxathiadecalin **15** depending on the ratio of TPP to diol **14**.^{6h} The major product of the TPP- CCl_4 -mediated reaction is *trans*-2-[(2-chloroethyl)thio]cyclohexanol.^{6h}

We have systematically examined the facility with which DTTP promotes the cyclodehydration of simple diols to cyclic ethers. For example, 1,3-propanediol (**16**) reacts with DTTP in CH_2Cl_2 (45 °C) to give <3% oxetane and mainly 3-ethoxy-1-propanol (>97%) by GLC. These results indicate that while phosphoranylation of the hydroxyl group does occur, subsequent closure to the four-membered oxetane is thermodynamically disfavored relative to either ethoxide or 3-hydroxy-1-propoxide displacement of TPPO. These results are in direct contrast with the reports of Carlock and Mack³⁷ where it is indicated that reaction between TPP-diethyl azodicarboxylate and diol **16** afford near quantitative yield (98%) of oxetane.

While diol **16** resists cyclodehydration with DTTP, 2-ethyl-2-phenyl-1,3-propanediol (**17**) is readily converted to 3-ethyl-3-phenyloxetane (**18**) in 78%. Castro and Selve^{6j} also indicate that diol **17** can be converted to oxetane **18** (60%) by initial phosphorylation with $P(NMe_2)_3-CCl_4$ followed by sodium methoxide initiated cyclization. Apparently, the geminal dialkyl effect (i.e., Thorpe-Ingold effect³⁸) is responsible for the high efficiency of cyclodehydration evidenced here.

1,4-Butanediol (**19**) and 1,5-pentanediol (**20**) are smoothly converted to tetrahydrofuran (85%) and tetrahydropyran (72%), respectively, with DTTP;³⁹ however, reaction of DTTP with 1,6-hexanediol (**21**) affords, as expected, essentially no oxepane (<6%) but mainly 6-ethoxy-1-hexanol (50%)⁴⁰ and starting diol **21** (44%) by GLC and ¹³C NMR.

The reaction of *cis*-1,2-bis(hydroxymethyl)cyclohexane (**22**) with DTTP (60 h, 45 °C, CH_2Cl_2) gives 76% *cis*-8-oxabicyclo[4.3.0]nonane (**23**)⁴¹ which is similar to the result obtained when TPP- CCl_4 is used as a cyclodehydrating agent.^{6g}



Attempted cyclodehydration of *cis*-(2-hydroxymethyl)cyclohexanol (**24**) with DTTP actually affords *cis*-2-[(ethoxy)-

(36) (a) Boigegrain, R.; Castro, B. *Tetrahedron* **1976**, *32*, 1283-1288. (b) Bartlett, P. D.; Landis, M. E.; Shapiro, M. J. *J. Org. Chem.* **1977**, *42*, 1661-1662.

(37) Carlock, J. T.; Mack, M. P. *Tetrahedron Lett.* **1978**, 5153.

(38) Searles, S.; Nickerson, R. G. Witsiepe, W. K. *J. Org. Chem.* **1959**, *24*, 1839.

(39) These results are consistent with the previous findings of Chang et al.^{1c} where 1,4-butanediol reacts with $P(OEt)_3$ to give tetrahydrofuran (87%) and 1,5-pentanediol reacts with DTTP to afford tetrahydrofuran (81%).

(40) Diol **15** was treated with 1 equiv of NaH in THF (25 °C, 24 h); the suspension was treated with EtI in THF (60 °C, 48 h) to afford 65% of 6-ethoxy-1-hexanol by GLC analysis.

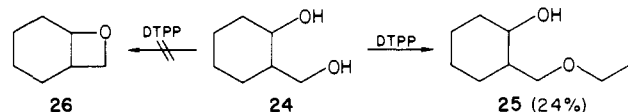
(41) Gillis, B. T.; Beck, P. E. *J. Org. Chem.* **1963**, *28*, 1388.

Table I. Cyclodehydration of Optically Active Diols with DTPP in Dichloromethane Solvent at 40–50 °C^a

diol	ether (%)	% ret ^{b,c}
(<i>S</i>)-(+)-propane-1,2-diol [(+)-4]	2-methyloxirane (85)	81.7
(<i>S</i>)-(+)-phenylethane-1,2-diol [(+)-5]	2-phenyloxirane (82)	50
(<i>R</i>)-(-)-pentane-1,4-diol (6)	2-methyloxolane (82)	80.5

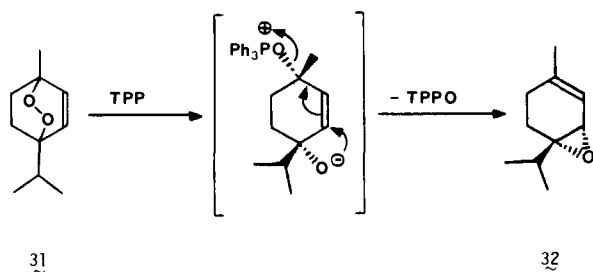
^a The values for percent retention (% ret) reported here are determined by chiral shift reagent studies (vide infra). Our previous¹³ preliminary results were based on optical rotations and are in error. An authentic sample of (*S*)-(+)-2-methyloxirane was prepared by a known method. A homogeneous sample of 2-methyloxolane was isolated by preparative GLC and its rotation was negative indicating predominant retention of stereochemistry. ^b Percent retention (% ret) equals percent regioselectivity. ^c Determined by ¹H NMR analysis of the enantiomeric mixture of cyclic ethers using added chiral shift reagent Eu(hfc)₃.

methyl]cyclohexanol (**25**, 24%) instead of *cis*-7-oxabicyclo[4.2.0]octane (**26**), in keeping with the severe energetic require-



ments and high activation energy anticipated during formation of simple oxetanes (vide supra).³⁸

Generally, the cyclodehydration of (*Z*)-2-butene-1,4-diol (**27**) to 2,5-dihydrofuran (**28**), depending on the choice of catalyst,⁴² is complicated by rearrangement to crotonaldehyde and gives variable yields (35–75%). Reaction of diol **27** with DTPP affords 2,5-dihydrofuran in excellent yield (95% by GLC; 57–70% isolated). The geometric constraints imposed by the C=C bond in diol **27** (compared to 1,4-butanediol) encourage favorable proximity for cyclodehydration. On the other hand, treatment of the diastereoisomeric (*E*)-2-butene-1,4-diol (**29**), prepared by the sequence of reactions shown in Scheme VI,⁴³ with DTPP in CDCl₃ (61 °C, 18 h) gives a distilled (70 °C) material (35–42%) whose ¹H NMR spectrum is completely superimposable on the ¹H NMR spectrum of an authentic sample of 3,4-epoxy-1-butene (**30**). Although gratifying, this finding is not totally unexpected since ascaridole (**31**), when treated with TPP, apparently affords a zwitterionic intermediate which decomposes to the unsaturated epoxide **32**.⁴⁴ These latter results are, of course, consonant with



the ring closure predictions of Baldwin⁴⁵ where the “3-exo-trig” cyclization is predicted to be favored.

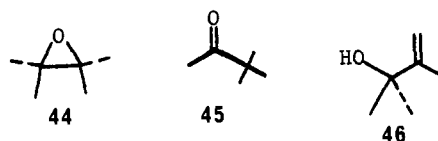
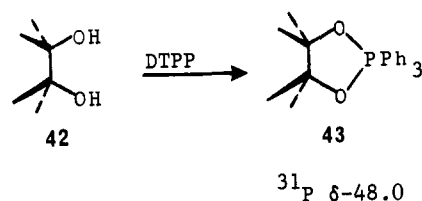
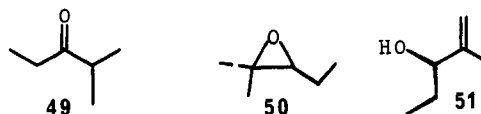
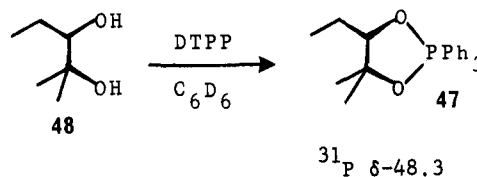
The yields of epoxides from the cyclodehydration of 1,2-diols promoted by DTPP are generally high in refluxing CH₂Cl₂ (Table II). For example, 1,2-propanediol (**4**) reacts with DTPP to afford 83% propylene oxide (**7**) while 1-phenylethane-1,2-diol (**5**) and

(42) (a) Paul, R.; Fluchaire, M.; Collardeau, G. *Bull. Soc. Chim. Fr.* **1950**, 668. (b) Anhydrous hydrobromic acid: Weinheimer, A. J.; Kantor, S. W.; Hauser, C. R. *J. Org. Chem.* **1953**, *18*, 801. (c) Alcoa “Activated Alumina H-41” and iodine: Brace, N. O. *J. Am. Chem. Soc.* **1955**, *77*, 4157.

(43) (a) Monson, R. S. “Advanced Organic Synthesis”; Academic Press: New York, 1971; p 72. (b) Vyunova, N. S. *Bull. Acad. Sci. USSR, Div. Chem. Sci. (Engl. transl.)* **1964**, 528.

(44) (a) Pierson, G. O.; Runquist, O. S. *J. Org. Chem.* **1969**, *34*, 3654. (b) Herz, W.; Ligon, R. C.; Kanno, H.; Schuller, W. H.; Lawrence, R. V. *J. Org. Chem.* **1970**, *35*, 3338.

(45) Baldwin, J. E. *J. Chem. Soc. Chem. Commun.* **1976**, 734.

Scheme VII**Scheme VIII**

decane-1,2-diol (**33**) both give near quantitative yield (>99%) of styrene oxide and 1,2-epoxydecane, respectively.

Other monosubstituted diols having primary and secondary hydroxyl groups react with DTPP. 4-Methyl-1,2-pentanediol (**34**) gives 83% 4-methyl-1,2-epoxypentane (**35**) after 72 h reflux and 3-phenyl-1,2-propanediol (**36**) reacts with DTPP to give >99% 3-phenyl-1,2-epoxypropane (**37**).

2,2-Disubstituted-1,2-diols also give good-to-excellent yields of epoxides. 2-Methyl-1,2-pentanediol (**38**) reacts with DTPP to afford 66% 2-methyl-1,2-epoxypentane (**39**) after 116 h in refluxing CH₂Cl₂. We have also prepared acid-sensitive 2 α ,10-epoxypinane (**40**)⁴⁶ in >99% (¹H and ¹³C NMR and GLC analyses) from the cyclodehydration of 2 α ,10-pinenediol (**41**)⁴⁷ with DTPP (40 °C, CH₂Cl₂, 68 h).

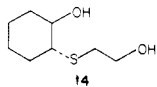
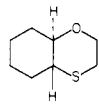
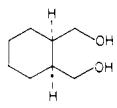
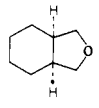
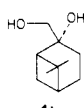

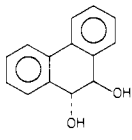
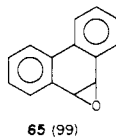
The reactions of tri- and tetra-substituted 1,2-diols with DTPP afford stable 1,3,2-dioxaphospholanes which selectively decompose to epoxides, ketones, or allylic alcohols depending on the reaction conditions. For example 2,3-dimethylbutane-2,3-diol (pinacol, **42**) reacts with DTPP in C₆D₆ (60 °C, 24 h) to afford σ -phosphorane **43** conveniently identified by ³¹P NMR analysis (δ = -48.0). Vacuum thermolysis (200 °C, 15 torr) of σ -dioxaphosphorane **43** gives a 2:2:1 ratio of 2,3-dimethyl-2,3-epoxybutane (**44**), 3,3-dimethylbutanone (**45**), and 3-hydroxy-2,3-dimethyl-1-butene (**46**), respectively (Scheme VII). Decomposition of the oxophosphorane **43** by heating in toluene (110 °C, 24 h) selectively affords allylic alcohol **46** (60%) and the oxirane **44** (10%). Amberlyst-15, a beaded polystyrene sulfonic acid,⁴⁸ initiates the rearrangement of oxophosphorane **43** (65 °C, 24 h) characterized by a 1,2-methyl

(46) (a) Blackett, B. N.; Coxon, J. M.; Hartshorn, M. P.; Jackson, B. L. J.; Muir, C. N. *Tetrahedron* **1969**, *25*, 1479. (b) Coxon, J. M.; Dansted, E.; Hartshorn, M. P.; Richards, K. E. *Tetrahedron* **1969**, *25*, 3307–3312.

(47) Coxon, J. M.; Dansted, E.; Hartshorn, M. P.; Richards, K. E. *Tetrahedron* **1968**, *24*, 1193–1197.

(48) Polystyrenesulfonic acid is available in bead form from Rohm & Haas Co.

Table II. Summary of the Cyclodehydration of Diols with $\text{Ph}_3\text{P}(\text{OEt})_2$

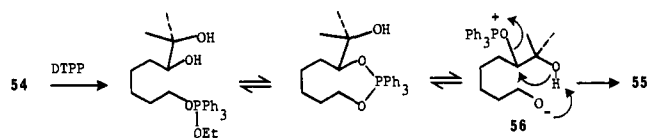
diol	ether (yield, %)
1,2-propanediol (4)	1,2-epoxypropane (7) (83)
1-phenyl-1,2-ethanediol (5)	1,2-epoxyethylbenzene (82–99)
(4 <i>R</i>)-(-)-1,4-pentanediol (6)	(<i>R</i>)-(-)-2-methyltetrahydrofuran (8) (82)
<i>d,l</i> -2,3-butanediol (9)	<i>cis</i> -2,3-epoxybutane
84% <i>d,l</i> - (11) and 14% <i>meso</i> -1,2-diphenylethanediol (10)	76% <i>cis</i> - (13) and 24% <i>trans</i> -stilbene oxide (12) in 95% combined yield
	
	15 (39–45)
1,3-propanediol (16)	oxetane (<3)
1-ethyl-2-phenyl-1,3-propanediol (17)	3-ethyl-3-phenyloxetane (18) (78)
1,4-butanediol (19)	tetrahydrofuran (85)
1,5-pentanediol (20)	tetrahydropyran (72)
1,6-hexanediol (21)	oxepane (<6)
	
	23 (76)
(<i>Z</i>)-2-butene-1,4-diol (27)	2,5-dihydrofuran (28) (95)
(<i>E</i>)-2-butene-1,4-diol (29)	3,4-epoxy-1-butene (30) (35–42)
1,2-decanediol (33)	1,2-epoxydecane (99)
4-methyl-1,2-pentanediol (34)	4-methyl-1,2-epoxypentane (35) (83)
3-phenyl-1,2-propanediol (36)	3-phenyl-1,2-epoxypropane (37) (99)
2-methyl-1,2-pentanediol (38)	2-methyl-1,2-epoxypentane (39) (66)
	
	40 (99)
3,7-dimethyl-1,6,7-octanetriol (54)	3,7-dimethyl-6,7-epoxyoctan-1-ol (55) (85%)
<i>trans</i> -1,2-cyclohexanediol (57)	cyclohexene oxide (59) (99)
1-methyl- <i>trans</i> -1,2-cyclohexanediol (58)	1-methylcyclohexene oxide (60) (99)
<i>cis</i> -1,2-cyclohexanediol (61)	cyclohexanone (63) (90)
	
	65 (99)

migration to 3,3-dimethylbutanone **45** as the only product. Lithium bromide, on the other hand, reacts with oxyphosphorane **43** affording a 1:1 mixture of ketone **45** and epoxide **44**. Finally, if oxyphosphorane **43** is allowed to stand in CDCl_3 at ambient temperature for 10 days, a 90% yield of epoxide **44** is realized.

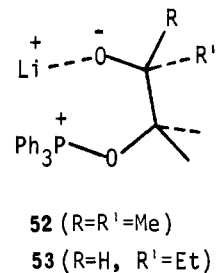
The product trends as a function of reaction conditions are nearly identical for σ -dioxophosphorane **47** (^{31}P NMR δ -48.3), obtained from DTPP and 2-methylpentane-2,3-diol (**48**), with the exception of LiBr. At 60 °C for 3 days, LiBr reacts with phosphorane **47** in C_6D_6 to afford only the rearranged product 2-methyl-3-pentanone **49**. Phosphorane **47** decomposes (i) in CDCl_3 solvent at 60 °C to afford 2-methyl-2,3-epoxypentane (**50**, 60% after 3 days), (ii) in toluene solvent at 110 °C to give 3-hydroxy-2-methyl-1-pentene (**51**, 31% after 24 h), and (iii) in the presence of Amberlyst-15 to afford >95% ketone **49**.

The allylic alcohols **46** and **51** are probably formed by an intramolecular proton abstraction within the appropriate betaine followed by elimination of TPPO. It is expected that the sulfonic acid⁴⁹ will initiate Wagner–Meerwein rearrangement of phosphoranes **43** and **47** or epoxides **44** and **50**. We have independently demonstrated that LiBr⁵⁰ does not promote rearrangement of an authentic sample of either epoxide **44** or **50** when reaction conditions are simulated. Thus, it seems reasonable to conclude that

Scheme IX



Li^+ initiates hydride or methyl migration by complexation with the apical phosphoryl oxygen atom in phosphoranes **43** and **47** or the respective betaines (e.g., **52** and **53**).

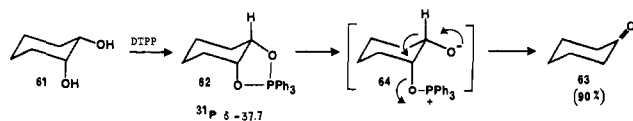


3,7-Dimethyl-1,6,7-octanetriol (**54**) reacts with DTPP to afford 85% 3,7-dimethyl-6,7-epoxyoctan-1-ol (**55**) and only 15% of a three-component unidentifiable mixture (GLC). The relatively high yield of epoxide **55** obtained from this reaction is a bit surprising in light of the results for the cyclodehydration of structurally similar diol **48**. It seems evident that the primary hydroxyl group must facilitate formation of the requisite oxy-

(49) The pK_a 's of most sulfonic acids lie in the range 1.20 to -1.79. See: Albert, A.; Sergeant, E. P. "The Determination of Ionization Constants"; Chapman and Hall: London, 1984; A Laboratory Manual pp 144–146.

(50) (a) Rickborn, B.; Gerkin, R. M. *J. Am. Chem. Soc.* **1968**, *90*, 4193–4194. (b) Rickborn, B.; Gerkin, R. M. *Ibid.* **1971**, *93*, 1693–1700.

Scheme X



phosphonium betaine. That is, phosphorylation of the $-\text{CH}_2\text{OH}$ should be kinetically favorable, followed by rapid intramolecular exchange of Ph_3P to give the appropriate betaine 56 (Scheme VIII), which could undergo cyclodehydration to the observed epoxide. Thus, the intramolecular incorporation of Ph_3P and subsequent activation of the secondary hydroxyl group may account for the relative ease of cyclodehydration of 54 compared to 48.

trans-1,2-Cyclohexanediol (57) and 1-methyl-*trans*-1,2-cyclohexanediol (58) react smoothly with DTPP to afford essentially quantitative yields (>98%) of the corresponding epoxides 59 and 60. On the other hand, *cis*-1,2-cyclohexanediol (61) under identical reaction conditions gives initially σ -dioxophosphorane 62 (^{31}P NMR $\delta = -37.7$), which is decomposed under vacuum thermolysis conditions (180 °C, 10 torr) to cyclohexanone (63, 90%). This result is consistent with an interpretation involving formation of betaine 64 with subsequent loss of TPPO via a 1,2-hydride shift (Scheme IX). This result also parallels the findings of Denney et al.^{1c} where the reaction of diol 61 with $\text{P}(\text{OEt})_3$ also gives a σ -dioxophosphorane and eventually ketone 63 during thermolysis.

Despite their immense biological significance, only a few synthetic routes to arene oxides are currently available.⁵¹ As a demonstration of the potential synthetic utility of DTPP as a mild cyclodehydrating reagent for conversion of "sensitive" 1,2-diols to reactive epoxides⁵² in neutral media, we have prepared 9,10-epoxy-9,10-dihydrophenanthrene (65)⁵³ (>99% by ^1H and ^{13}C NMR) by cyclodehydration of 9,10-dihydro-*trans*-9,10-phenanthrenediol (66)⁵⁸ with DTPP ($\text{CH}_2\text{Cl}_2\text{-CH}_3\text{CN}$, 1:1, 40 °C, 48 h).

As a final note, DTPP can now be prepared as a 1.0 M solution in toluene and stored under N_2 indefinitely (see Experimental Section). The utilization of this standard solution of DTPP shortens the reaction times considerably. Phenylethane-1,2-diol (racemic 5e, *cis*-1,2-bis(hydroxymethyl)cyclohexane (22), and 1,5-pentanediol (20) are converted to the corresponding cyclic ethers in $\geq 90\%$ yield in ≤ 24 h (70 °C).

Conclusions

The DTPP-promoted cyclodehydration of diols to cyclic ethers has several unique advantages over existing synthetic methods: (a) the "active" phosphorane is isolable, easy to prepare, and stable in nonprotic anhydrous solvents; (b) reaction conditions are mild (40–100 °C) and effectively *neutral*; (c) regioselectivity in the closure of unsymmetrical diols to cyclic ethers is relatively high; (d) the isolation of the product(s) from triphenylphosphine oxide

is conveniently accomplished by distillation or "rapid" column chromatography.

Experimental Section

Several simple diols and their corresponding cyclic ethers are commercially available from Aldrich Chemical Co. *trans*-2-[(2-Hydroxyethyl)thio]cyclohexanol,^{6h} *trans*-1,4-oxathiadecalin,^{6o} 1,2-decanediol,^{4c} 1,2-epoxydecane,^{4c} 4-methylpentane-1,2-diol,^{4c} and 4-methyl-1,2-epoxypentane^{4c} have previously been reported. 2,5-Dihydrofuran was obtained from the iodine-catalyzed cyclodehydration of (*Z*)-2-butene-1,4-diol.^{42c} *cis*-Hexahydrophthalyl alcohol was prepared in the following manner: cyclohexanecarboxylic anhydride was converted to the diethyl ester,⁶¹ followed by reduction to the *cis*-diol (mp 42–43 °C) with LiAlH_4 .⁶² *cis*-Hexahydrophthalan was prepared by heating *cis*-hexahydrophthalyl alcohol at 159–161 °C for 14 h in Me_2SO .⁴¹

General Procedure for the Cyclodehydration Reaction with DTPP.

The identity and yields of the various product components of the cyclodehydration reactions were determined using ^1H , ^{13}C , and ^{31}P NMR and GLC analyses. Comparison of the NMR spectra and GLC retention times of the various components of the reactions with authentic samples of the reactants and products secured the structural assignments. All the cyclodehydrations were performed in essentially the same manner with some minor variations in reaction time and solvent; the procedures described for the conversion of 1,2-propanediol to propylene oxide should be considered illustrative for the cyclodehydration reactions involving "in situ" generation of DTPP. The reaction times can be decreased if one uses a standard 1.0 M solution of DTPP in toluene. The procedure described for the conversion of phenylethane-1,2-diol to styrene oxide should be considered as representative. The summary of the experimental results is presented in Table II.

Propylene Oxide (7). Diethyl peroxide (0.99 g, 0.011 mol) in dichloromethane solvent (5 mL) was mixed with TPP (2.88 g, 0.011 mol) and the resulting solution was refluxed (42 °C) for 0.5 h. A solution of 1,2-propanediol (761 mg, 10 mmol) in 7 mL of dry CH_2Cl_2 was added and the resulting solution was refluxed for 90 h. The reaction progress was monitored by GLC analyses and after ca. 90 h; 82% propylene oxide was realized.

Styrene Oxide. The standard solution of DTPP (3.1 mL, 1.0 M in toluene, 3.1 mmol) was added to a 10-mm NMR tube containing phenylethane-1,2-diol (314 mg, 3.0 mmol) via syringe. To this was added C_6D_6 (1 mL, NMR lock solvent) and the mixture cooled to -78 °C, sealed under vacuum, and then slowly warmed to 70 °C for 24 h. ^{13}C NMR indicates formation of styrene oxide (>90%).

Reaction of Diethyl Peroxide and TPP. Diethyl peroxide (0.99 g, 0.011 mol) was added to triphenylphosphine (2.88 g, 0.011 mol) in dry toluene (5 mL) and the mixture was kept at 75 °C for 48 h. ^{31}P NMR analysis (C_6D_6) showed >92% conversion to the dioxophosphorane ($\delta = -55.0$);^{1a} for ^{13}C NMR (C_6D_6) analysis see Figure 2. Reduced-pressure distillation [Kugelrohr apparatus, 150–160 °C (0.1 torr)] afforded diethoxytriphenylphosphorane as a viscous oil in >92% purity: ^1H NMR (CDCl_3) δ 0.75 (t, 6 H, $J = 7$ Hz, CH_3), 2.56 (p, 4 H, $^3J_{\text{HCH}} = ^3J_{\text{POCH}} = 7$ Hz, CH_2), 7.24–7.54 (m, 15 H, meta and para phenyl CH's), 7.90–8.24 (m, 6 H, ortho phenyl CH's). This material can be stored for several months in toluene solvent (N_2), but will slowly decompose in chloroform solvent.

Preparation of ≈ 1.0 M DTPP. Diethyl peroxide (27 g, 0.30 mol) was added to triphenylphosphine (78.6 g, 0.3 mol) dissolved in toluene (195

(51) (a) Goh, S. H.; Harvey, R. G. *J. Am. Chem. Soc.* **1973**, *95*, 242–243. (b) Newman, M. S.; Blum, S. *J. Am. Chem. Soc.* **1964**, *86*, 5598–5600. (c) Dansette, P.; Jerina, D. M. *J. Am. Chem. Soc.* **1974**, *96*, 1224–1225.

(52) For example, 9,10-epoxy-9,10-dihydroxyphenanthrene is thermolabile and gives, when heated at 200 °C for 10 min, 9-phenanthrol and phenanthrene (see: Patel, J. R.; Griffin, G. W.; Laster, J. L. *Anal. Lett.* **1978**, *B11:3*, 239–247).

(53) Direct oxidation of phenanthrene with *m*-CPBA/ NaHCO_3 ,⁵⁴ diisopropyl carbodiimide/ H_2O_2 / HOAc ,⁵⁵ NaOCl (pH 8.5–9.0),⁵⁶ and $\text{NaOCl}/\text{Bu}_4\text{N}^+\text{HSO}_4^-$ (pH 8–9)⁵⁷ affords 9,10-epoxy-9,10-dihydrophenanthrene in 59%, 28%, 32%, and 90%, respectively.

(54) Ishikawa, K.; Charles, H. C.; Griffin, G. W. *Tetrahedron Lett.* **1977**, 427–30.

(55) Krishman, S.; Kuhn, D. G.; Hamilton, G. A. *Tetrahedron Lett.* **1977**, 1369–1372.

(56) Angert, J. L.; Gatten, S. L.; Reilly, M. T.; Landolt, R. G. *Fuel.* **1977**, *56*, 224–225.

(57) (a) Krishman, S.; Kuhn, D. G.; Hamilton, G. A. *J. Am. Chem. Soc.* **1977**, *99*, 8121. (b) DiRaddo, P.; Chan, T. H. *J. Org. Chem.* **1982**, *47*, 1427.

(58) (a) Harvey, R. G.; Goh, S. H.; Cortez, C. *J. Am. Chem. Soc.* **1975**, *97*, 3468–3479. (b) Cortez, C.; Harvey, R. G. *Org. Synth.* **1978**, *58*, 12–17.

(59) Melting points were obtained with a Mel-Temp melting point apparatus with an open capillary tube and are uncorrected. Proton magnetic resonance (^1H NMR) spectra were recorded on Varian Model XL-100, Perkin-Elmer Model R24B, and Bruker WM-250 NMR spectrometers. All Fourier transformations were based on 8K data points (XL-100) with noise decoupling and all determinations were performed at ambient temperature (ca. 30 °C). All ^1H and ^{13}C NMR chemical shifts of samples as 5–15% (w/w) deuteriochloroform (CDCl_3) solutions are presented in parts per million (δ) downfield from internal tetramethylsilane (Me_4Si). ^{31}P NMR spectra were recorded on both the Varian XL-100-12 and Bruker WM-250 spectrometer and the ^{31}P NMR shifts are referenced to external 85% H_3PO_4 . Gas chromatography analyses were obtained on the Hewlett-Packard Model 5754B research gas chromatograph, using a stainless-steel column [0.125 in. (i.d.) \times 10 ft packed with 20% Carbowax 20M on Chromosorb W-HP-AW-DMCS, 100–200 mesh]. Thin-layer chromatography (TLC) using silica gel coated plastic strips (Baker Flex) was used for confirmation of sample homogeneity and iodine vapor was used for visualization. Preparative GLC analyses were performed on a GOW-MAC instrument using an aluminum column [5 ft \times 0.3 in. (i.d.) packed with 15% Carbowax 20M (0.1% KOH)e, on Chromosorb A (20–30 mesh)]. Preparative HPLC was achieved using the Waters LC500A Preparative Chromatograph.

(60) Frieze, D. M.; Hughes, P. F.; Merrill, R. L.; Evans, S. A., Jr. *J. Org. Chem.* **1977**, *42*, 2206.

(61) Price, C. C.; Schwarzc, J. *J. Am. Chem. Soc.* **1940**, *62*, 2894.

(62) Bailey, W. J.; Golden, H. R. *J. Am. Chem. Soc.* **1953**, *75*, 4780.

mL) at 0 °C under N₂. The mixture was then heated at 70 °C for 48 h to form DTPP. The final concentration of the standard solution was determined from the initial amount of triphenylphosphine and the total volume of toluene solution. The composition of the solution was ascertained by an inverted gated decoupling ³¹P NMR experiment.

Diethyl Peroxide. Diethyl sulfate (308 g, 2.0 mol) and hydrogen peroxide (240 mL, 30% solution, 2.11 mol) were mixed at 10 °C (ice bath) in a three-neck, 1-L round-bottom flask equipped with overhead stirrer, dropping funnel, and condenser. Potassium hydroxide (112 g, 2.0 mol) in 100 mL of water was added dropwise (1.5 h) while maintaining a 15–20 °C temperature range (ice bath). The solution was allowed to stir for an additional 3 h (20–25 °C) and then overnight at ambient temperature. The organic layer was separated, washed with water (100 mL), and dried (MgSO₄). The magnesium sulfate was removed by filtration and while the crude diethyl peroxide may be distilled at atmospheric pressure, bp 60–63 °C (lit.¹⁶ bp 60–64 °C) with considerable care, *distillation at 25–28 °C (50–70 torr) is preferred!* The diethyl peroxide (21–45 g, up to 61%) was stored at –20 °C over 4 Å molecular sieves. ¹H NMR (CDCl₃) δ 1.20 (t, 3 H, J = 6.5 Hz, CH₃), 3.95 (q, 2 H, J = 6.5 Hz, CH₂); ¹³C NMR (CDCl₃) δ 13.4 (CH₃), 69.4 (CH₂O).

Reaction of Di-*n*-hexyl Peroxide and TPP. Di-*n*-Hexyl peroxide (500 mg, 2.5 mmol) in dry toluene (5 mL) was added to triphenylphosphine (570 mg, 2.2 mol) and the resulting solution was allowed to stand at 65 °C. ¹³C and ³¹P NMR analysis after 30 h indicated ca. 95% bis(*n*-hexyloxy)triphenylphosphorane: ³¹P NMR (toluene d₆) δ –56.2; ¹³C NMR (toluene d₆) δ 62.2 (d, ²J_{POC} = 7.8 Hz, CH₂O), 31.4 (d, ³J_{POCC} = 5.5 Hz, CH₂CH₂O), 32.1, 26.3, 23.0 (CH₂)₃, 14.2 (CH₃).

Di-*n*-hexyl Peroxide (38% yield) was prepared from the reaction of *n*-hexyl methanesulfonate (54 g, 0.30 mol)⁶³ with potassium hydroxide (29.4 g, 0.53 mol) and 30% hydrogen peroxide (30 mL): bp 56–58 °C (0.5 torr) [lit.⁶³ bp 58 °C (0.5 torr)]; ¹H NMR (CDCl₃) δ 0.7–1.1 (m, 3 H, CH₃), 1.1–1.7 [m, 8 H, (CH₂)₄], 3.95 (t, 2 H, CH₂O); ¹³C NMR (CDCl₃) δ 74.2 (OCH₂), 31.7, 27.9, 25.8, 22.6 (CH₂'s), 14.0 (CH₃).

***n*-Hexyl methanesulfonate**⁶⁴ was prepared (99% yield) from the reaction of 1-hexanol (30.6 g, 0.30 mol), triethylamine (45.5 g, 0.450 mol), and methanesulfonyl chloride (38.2 g, 0.330 mol): ¹H NMR (CDCl₃) δ 0.7–1.1 (m, 3 H, CH₃), 1.1–1.7 [m, 8 H, (CH₂)₄], 2.95 (s, 3 H, OSO₂CH₃), and 4.18 (t, 2 H, CH₂OMs).

(S)-(+)-Propane-1,2-diol [(+)-4]: bp 80–81 °C (10 torr) [lit.²¹ bp 82–83 °C (10 torr)]; ¹H NMR (CDCl₃) δ 1.13 (d, 3 H, J = 6.5 Hz, CH₃), 3.2–4.0 (m, 3 H, CH₂), 4.52 (s, 2 H, OH). A sample of this material was purified by preparative GLC: [α]_D²⁰ +14.2° (neat) [lit.²¹ [α]_D²⁰ +16.6° (neat)]. On the basis of rotation this sample has 85.5% ee of (S)-(+)-propane-1,2-diol.

(S)-(+)-Phenyl-1,2-ethanediol [(+)-5]: mp 65.0–66.0 °C (lit.²² mp 66 °C); ¹H NMR (CDCl₃) δ 2.52 (brs, 2 H, OH), 3.70 (m, 2 H, CH₂OH), 4.84 (dd, 1 H, CHOH), 7.36 (s, 5 H, C₆H₅); [α]_D¹⁸ +51.57° (c 0.785, benzene) [lit.²² (R)-(-)-phenyl-1,2-ethanediol, [α]_D¹⁸ –51.9° (c 0.77, benzene)].

(4R)-(-)-1,4-Pentanediol [(-)-6]: bp 99–101 °C (3 torr) [lit.⁶⁵ bp 95–96 °C (1.5 torr)]; ¹H NMR (CDCl₃) δ 1.18 (d, 3 H, J = 6 Hz, CH₃), 1.38–1.58 (m, 4 H, CH₂CH₂CH₂OH), 3.61 (t, 2 H, J = 5 Hz, CH₂OH), 3.64–3.96 (m, 1 H, CHOH), 4.39 (s, 2 H, OH). A sample of this material was purified by preparative GLC [α]_D²² –13.06° (neat) [lit.⁶⁶ [α]_D²² –13.4° (neat)].

(S)-(+)-γ-[(Tosyloxy)methyl]-γ-butyrolactone: mp 85–86 °C (lit.⁶⁷ mp 85–86 °C); [α]_D²³ +46.64° (c 1.40, CHCl₃) [lit.⁶⁷ (R)-(-)-γ-[(toxyloxy)methyl]-γ-butyrolactone, [α]_D²³ –46.3° (c 1.33, CHCl₃)]; ¹H NMR (CDCl₃) δ 1.47 (s, 3 H, CH₃), 1.68–1.95 (m, 4 H, CH₂CH₂), 4.07–4.25 (m, 2 H, CH₂OTs), 4.56–4.83 (m, 1 H, C_γ-H), 7.37 (d, 2 H, J = 8 Hz, meta H's), and 7.79 (d, 2 H, J = 8 Hz, ortho H's).

(S)-(+)-γ-(Hydroxymethyl)-γ-butyrolactone: ¹H NMR (CDCl₃) δ 1.94–2.78 (m, 4 H, ring CH₂), 3.42–4.05 (m, 3 H, CH₂OH), 4.49–4.81 (m, 1 H, C_γ-H) [lit.²³ ¹H NMR (CDCl₃) δ 1.95–2.75 (4 H, CH₂CH₂), 3.80 (2 H, CH₂OH), 4.63 (1 H, C_γ-H)].

(S)-(+)-γ-Butyrolactone-γ-carboxyl chloride: bp 103 °C (2–4 torr) [lit.²³ bp 117.1 °C (4.5 torr)]; ¹H NMR (CDCl₃) δ 2.32–2.92 (m, 4 H, ring CH₂), 5.15–5.37 (m, 1 H, CHCOCl).

Control Test Conditions for Racemization of (S)-(+)-1-Phenyl-1,2-epoxyethane. (S)-(+)-1-Phenyl-1,2-epoxyethane (100 mg), prepared by procedures described by Dupin and Dupin,²⁹ was admixed with dichloromethane (5 mL), ethanol (100 mg), TPP (100 mg), and TPPO

(100 mg). after 48 h at reflux, the volatile materials were removed under reduced pressure (ca. 26–29 °C). *n*-Hexane (100 mL) was added to the residue and stirred for 24 h at ambient temperature. The hexane solution was separated and concentrated to dryness (25 °C). Examination of the recovered (S)-(+)-1-phenyl-1,2-epoxyethane using Eu(hfc)₃ in a ¹H NMR study revealed no racemization.

(S)-(+)-1-Phenyl-1,2-epoxyethane.²⁹ (S)-(+)-Phenylethane-1,2-diol (2.7 g, 0.0196 mol) was allowed to react with *p*-toluenesulfonyl chloride (3.62 g 0.019 mol) in anhydrous pyridine solvent (22 mL) (0–5 °C, 24 h) to afford the tosylate (31%). Treatment of the tosylate (1.79 g, 0.006 mmol) with sodium methoxide (0.324 g, 0.006 mol) in methanol gave (S)-(+)-1-phenyl-1,2-epoxyethane. The ¹H NMR spectrum of epoxide was identical with commercial (±)-1-phenyl-1,2-epoxyethane. A chiral shift ¹H NMR study using Eu(hfc)₃ indicated that the (S)-(+)-epoxide is in >95% ee.

***d,l*-2,3-Butanediol (9).** A sample of commercial 2,3-butanediol (Aldrich Chemical Co.) was separated into the *d,l* and meso isomers by preparative GLC (12-ft column containing Carbowax 20M on Chromosorb W; column temperature = 200 °C; injection port temperature = 250 °C). The fractions were analyzed by ¹H and ¹³C NMR and gave the following results. *d,l*-2,3-Butanediol: ¹H and NMR (CDCl₃) δ 1.15 (d, 6 H, CH₃), 3.5 (7, 2 H, CH), 3.93 (s, 2 H, OH); ¹³C NMR (CDCl₃) δ 19.27 (CH₃) and 72.45 (CH). *meso*-2,3-Butanediol: ¹H NMR (CDCl₃) δ 1.14 (d, 6 H, CH₃), 3.7 (m, 2 H, CH), 3.93 (s, 2 H, OH); ¹³C NMR (CDCl₃) δ 16.94 (CH₃), 70.93 (CH).

Reaction of *d,l*-2,3-Butanediol and DTPP. A mixture containing 1.56 mmol each of *d,l*-2,3-butanediol, TPP, and diethyl peroxide in dichloromethane-*d*₂ solvent was heated in a sealed 5-mm NMR tube (35 °C, 10 h). The sample was analyzed by ¹³C NMR and absorptions were observed for ethanol [δ 17.9 (CH₃), 57.3 (CH₂)], diethyl ether [δ 17.1 (CH₃), 67.4 (CH₂)], and *d,l*-2,3-butanediol, as well as the carbons for the phenyls in TPP and TPPO. In addition, two absorptions were observed for *cis*-2,3-epoxybutane (δ 12.9 (CH₃), 52.4 (CHO)) but none for *trans*-2,3-epoxybutane [δ 17.6 (CH₃), 55.2 (CHO)].⁶⁸

Reaction of *d,l*-1,2-Diphenylethane-1,2-diol with DTPP. Diethyl peroxide (0.495 g, 0.055 mol) in dichloromethane (3 mL) was added to triphenylphosphine (1.44 g, 0.055 mol) and the resulting solution was allowed to reflux for 18 h. A mixture containing 84% *d,l*- and 16% *meso*-1,2-diphenylethane-1,2-diol (1.07 g, 0.050 mol) was added and the mixture was kept at reflux until the combined epoxide yield was >95% (this required 3 weeks). ¹H NMR analysis revealed that the epoxide composition was 76% *cis*-stilbene oxide and 24% *trans*-stilbene oxide indicating that 8% *cis*-stilbene oxide had *isomerized* during the course of the reaction.

Reaction of *meso*-1,2-Diphenylethane-1,2-diol with DTPP. Diethyl peroxide (0.99 g, 0.011 mol) in dry toluene (5 mL) was added to triphenylphosphine (2.88 g, 0.011 mol) and the resulting solution was kept at 90 °C for 1 h prior to the addition of *meso*-1,2-diphenylethane-1,2-diol (2.14 g, 0.010 mol). The mixture was kept at 100 °C (18 h) and then concentrated (rotary evaporator). ¹H NMR analysis of the residue revealed >95% conversion to *trans*-stilbene oxide.

***d,l*-1,2-Diphenylethane-1,2-diol (11).**⁶⁹ Silver acetate (56.8 g, 0.34 mol) was added to *trans*-stilbene (16.3 g, 0.151 mol) in glacial acetic acid (275 mL). To this was added finely ground iodine (40.3 g, 0.158 mol) over 0.5 h. The mixture was stirred vigorously for 45 min, then wet acetic acid (164 mL of HOAc, 6.8 g of H₂O) was added. The mixture was kept at 90–95 °C for 3 h; then sodium chloride (60 g) was added and the mixture was stirred an additional 45 min. It was filtered, washed with warm toluene (275 mL), and concentrated under reduced pressure affording a residue which was dissolved in methanol (180 mL) under N₂. Methanolic KOH (18.5 g of KOH in 135 mL of methanol) was added and the resulting solution was stirred at ambient temperature under N₂ for 36 h. The basic solution was neutralized (10% aqueous HCl) at 0 °C and the mixture was concentrated. The product was extracted with ether (5 × 250 mL), dried (MgSO₄), and concentrated (rotary evaporator) to afford 16.21 g (75.6%) of substances identified as 77% *d,l*- and 23% *meso*-hydrobenzoin. Two recrystallization (CHCl₃) afforded 84% *d,l*- and 16% *meso*-hydrobenzoin. This material was used without further purification: ¹H NMR (CDCl₃) δ 3.00 (brs, 2 H, OH), 4.64 (s, 2 H, CHOH), 6.98–7.30 (m, 10 H, Ar CH).

***meso*-1,2-Diphenylethane-1,2-diol (10).**⁷⁰ Benzoin (21.2 g, 0.15 mol) in dry ether/THF (200 mL of each) was added dropwise to a suspension of LiAlH₄ (5.0 g, 0.13 mol) in ether (100 mL) at 0 °C over 6 h under

(63) Welch, F.; Williams, H. R.; Mosher, H. S. *J. Am. Chem. Soc.* **1955**, *77*, 551.

(64) Williams, H. R.; Mosher, H. S. *J. Am. Chem. Soc.* **1954**, *76*, 2984.

(65) Levene, P. A.; Haller, H. L.; Walti, A. *J. Biol. Chem.* **1927**, *72*, 592.

(66) The highest reported rotation is [α]_D²² –13.4° (neat). See: Karrer, P.; Reschofsky, H.; Kaese, W. *Helv. Chim. Acta* **1947**, *30*, 271.

(67) Mori, K. *Tetrahedron* **1975**, *31*, 3011.

(68) Ikeda, S.; Tonegawa, F.; Hikano, E.; Shinosaki, K.; Masaaki, U. *Bull. Chem. Soc. Jpn.* **1979**, *52*, 1431.

(69) (a) Woodward, R. B.; Brutter, F. V. *J. Am. Chem. Soc.* **1958**, *80*, 209–211. (b) Klein, J.; Dunkelblum, E. *Tetrahedron* **1968**, *24*, 5701–5710.

(70) Porphorles, L. A.; Sarel, S.; Ben-Shoshan, R. *J. Org. Chem.* **1959**, *24*, 1878–1881.

N₂. The mixture was kept at 0 °C for 18 h then at ambient temperature for 5 h. Water (5 mL) was cautiously added followed by phosphoric acid (25% aqueous, 15 g of 85% H₃PO₄ in 38 mL of H₂O). The product was continuously extracted into ether and this solution was separated, dried (MgSO₄), and concentrated to give an off-white solid (19.3 g, 90%). ¹H NMR evaluation of the sample indicated that the composition was 85:15 *meso*:*d,l*-hydrobenzoin. Two recrystallizations from chloroform afforded *meso*-hydrobenzoin homogeneous by ¹H NMR: ¹H NMR (CDCl₃) δ 2.38 (s, 2 H, OH), 4.76 (s, 2 H, CHOH), 7.02–7.32 (m, 10 H, Ar CH).

trans-2,3-Diphenyloxirane (12) was prepared (90% yield) from the reaction of *trans*-stilbene (5.0 g, 0.028 mol) with *m*-CPBA (6.0 g, 0.028 mol) in hot chloroform: mp 68–70 °C (lit.⁷¹ 68.6–69.8 °C); ¹H NMR (CDCl₃) δ 3.85 (s, 2 H, HCOC), 7.40 (s, 10 H, Ar CH).

cis-2,3-Diphenyloxirane (13) was prepared (65% yield) from the reaction of *cis*-stilbene (4.0 g, 0.022 mol) with *m*-CPBA (4.8 g, 0.022 mol) below 30 °C: ¹H NMR (CDCl₃) δ 4.32 (s, 2 H, HCOC), 7.00–7.40 (m, 10 H, Ar CH).

Reaction of Bis(*n*-hexyloxy)triphenylphosphorane with *meso*-1,2-Diphenylethane-1,2-diol. Di-*n*-hexyl peroxide (500 mg, 2.5 mmol) in dry toluene (5 mL) was added to triphenylphosphine (650 mg, 2.5 mmol) and *meso*-1,2-diphenylethane-1,2-diol (480 mg, 2.5 mmol). The resulting solution was then allowed to stand at 65 °C for 72 h. ¹H NMR analysis indicated 80% conversion to *trans*-stilbene oxide with 20% unreacted diol remaining.

3-Phenylpropane-1,2-diol (36) was prepared (38%) from the reaction of allylbenzene (12.27 g, 0.104 mol) with formic acid solution). Basic hydrolysis of the hydroxyl formate and purification by rapid chromatography (silica; 50:50 hexanes/ethyl acetate) gave **36**: bp 90–94 °C (0.05 torr) [lit.⁷² bp 124 °C (3 torr)]; ¹H NMR (CDCl₃) δ 2.68 (d, 2 H, J_{DC} = J_{EC} 7.5 Hz, C₆H₅CH₂), 3.00–3.63 (brs, 2 H, OH), 3.39 (q, 1 H, J_{AC} = 7.5, J_{AB} = 11 Hz, CH_AH_BOH), 3.55 (q, 1 H, J_{BC} = 3, J_{AB} = 11 Hz, CH_AH_BOH), 3.84 (octet, 1 H, J_{CB} = 3, J_{AC} = J_{CD} = J_{CE} = 7.5 Hz, CHOH), 7.49–7.11 (m, 5 H, Ar CH).

3-Phenyl-1,2-epoxypropane (37) was prepared (45% yield) by the *m*-CPBA epoxidation of allylbenzene: bp 52–55 °C (0.5–1.5 torr) [lit.⁷³ bp 95 °C (12 torr)]; ¹H NMR (CDCl₃) δ 2.52 (q, 1 H, J_{AB} = 5.5, J_{BX} = 3 Hz, CH_AH_BO), 2.82 (d, 1 H, J_{AB} = 5.5, J_{AX} = 0 Hz, CH_AH_BO), 2.73 (d, 1 H, J_{BX} = 4 Hz, C₆H₅CH_AH_B), 2.86 (d, 1 H, J_{AX} = 5 Hz, C₆H₅CH_AH_B), 3.00–3.24 (m, 1 H, CH), 7.26 (s, 5 H, Ar CH).

2-Methylpentane-1,2-diol (48) was obtained by performic acid oxidation–base hydrolysis of 2-methyl-1-pentene (21.0 g, 0.250 mol) in 18% yield: bp 92–99 °C (25 torr) [lit.⁷⁴ bp 167–168 °C (760 torr)]; ¹H NMR (CDCl₃) δ 0.92 (t, 3 H, J = 6 Hz, CH₂CH₃), 1.14 (s, 3 H, CH₃COH), 1.25–1.56 (m, 4 H, CH₂CH₂), 3.40 (s, 2 H, CH₂OH), 3.75 (brs, 2 H, OH); ¹³C NMR (CDCl₃) δ 69.5 (C₁), 73.2 (C₂), 41.4 (C₃), 17.1 (C₄), 14.7 (C₅), 23.1 (C₆).

2-Methyl-1,2-epoxypentane (39). Dimethyl sulfoxide (550 mL) was added to a mixture of sodium hydride (13.2 g, 0.55 mol) and trimethylsulfoxonium iodide (121 g, 0.55 mol) under a nitrogen atmosphere. The mixture was kept at 20 °C with cooling (ice bath) until hydrogen evolution ceased and then stirred at ambient for 0.5 h. To this was added 2-pentanone (64 mL, 52 g, 0.60 mol) and the mixture was stirred at ambient temperature for 0.5 h then at 50 °C for 2 h. Water (1.5 L) was added and the product was extracted with dichloromethane (5 × 250 mL). The combined dichloromethane extracts were dried (anhydrous MgSO₄), filtered, and concentrated (rotary evaporator), to an oily residue. Distillation (75–130 °C, 760 torr) [lit.⁷⁵ bp 111–113 °C (760 torr)] afforded a mixture of dichloromethane (8.3 g) and 2-methyl-1,2-epoxypentane (9.8 g, 15%): ¹H NMR (CDCl₃) δ 0.62–1.56 (m, 7 H, CH₂CH₂CH₃), 1.20 (s, 3 H, CH₃CO), 2.49 (s, 2 H, CH₂O); ¹³C NMR (CDCl₃) δ 53.5 (C₁), 56.9 (C₂), 39.0 (C₃), 18.7 (C₄), 14.2 (C₅), 20.9 (C₆).

2β,10-Pinanediol (41) was obtained in 7% overall from potassium permanganate oxidation of β-pinene. HPLC facilitated isolation of **41** (silica; 50:50 ethyl acetate/hexanes): mp 84.0–85.5 °C (lit.⁴⁷ mp 85.0–86.0 °C).

Reactions of 2,3-Dimethylbutane-2,3-diol (42) with DTPP. (a) **Vacuum Thermolysis:** Diethyl peroxide (0.99 g, 0.011 mol) in dry C₆D₆ was added to triphenylphosphine (2.88 g, 0.011 mol) and the resulting solution was allowed to reflux for 24 h. 2,3-Dimethylbutane-2,3-diol (1.18 g, 0.010 mol) was then added and the mixture was refluxed for 1 week.

(71) "Dictionary of Organic Compounds", 5th ed.; Chapman and Hall: New York, 1982; Vol. 2, No. D08007.

(72) Hirano, T.; Inoue, S.; Tsuruta, T. *Makromol. Chem.* 1976, 3245–3253.

(73) (a) Kropf, H.; Yazanbakhsh, M. R. *Synthesis* 1977, 711. (b) Chapman, N. B.; Isaacs, N. S.; Parker, R. E. *J. Chem. Soc.* 1959, 1925.

(74) "Beilstein Band 1", System No. 30, Springer Verlag: New York; p 485.

(75) Wenham, A. J. M. Fr. Patent 1 331 092, 1963; *Chem. Abstr.* 1963, 60, 2763h.

The mixture was then concentrated and thermolyzed using the Kugelrohr apparatus (ca. 200 °C, 15 torr). The distillate was analyzed by ¹³C NMR and found to contain pinacolone (**45**, 40%), 2,3-dimethyl-2,3-epoxybutane (**44**, 40%), and 2,3-dimethylbut-1-en-3-ol (**46**, 20%).

(b) **Chloroform-Promoted Phosphorane Decomposition.** Diethyl peroxide (0.99 g, 0.011 mol) in dry C₆D₆ (3 mL) was added to triphenylphosphine (2.88 g, 0.011 mol) and the resulting solution was refluxed for 24 h. 2,3-Dimethylbutane-2,3-diol (1.18 g, 0.010 mol) was added and the resulting mixture was refluxed for 24 h. Crystals of the phosphorane (determined by ¹³C NMR) formed on cooling; the solvent was removed and CDCl₃ (3 mL) was then added and the solution was kept at ambient temperature for 10 days. ¹³C NMR analysis revealed the presence of 2,3-dimethyl-2,3-epoxybutane (**44**) in 90% yield.

(c) **Thermolysis in Hot Toluene.** Diethyl peroxide (0.99 g, 0.011 mol) in dry toluene (ca. 8 mL) was added to triphenylphosphine (2.88 g, 0.011 mol) and the resulting solution was kept at 100 °C for 24 h. 2,3-Dimethylbutane-2,3-diol (1.18 g, 0.010 mol) was added and the mixture was kept at 100 °C for 24 h. ¹³C NMR analysis of the reaction mixture indicated that no phosphorane was left; a 60% yield of 2,3-dimethyl-1-buten-3-ol (**46**) was realized: ¹³C NMR (CDCl₃) δ 152.0 (C₂), 108.4 (C₁), 28.9 (C₄ and C₃-methyl). This material was isolated by rapid chromatography (silica; 50:50 hexanes/ethyl acetate) and its ¹H NMR was identical with the published NMR spectrum.⁷⁶ A 10% yield of epoxide **44** was also formed in the thermolysis and 20% of starting diol **42** apparently formed during hydrolysis of the phosphorane.

(d) **Reaction with Polystyrenesulfonic Acid and Lithium Bromide.** Diethyl peroxide (0.950 g, 0.0104 mol) in dry toluene (8 mL) was added to triphenylphosphine (2.75 g, 0.0104 mol) and the resulting solution was kept at 75 °C for 24 h. 2,3-Dimethylbutane-2,3-diol (1.09 g, 0.0094 mol) in dry toluene (5 mL) was added and the mixture was kept at 60 °C for 24 h. One-half of the mixture was added to dry lithium bromide (ca. 0.5 g) while the other half was added to polystyrenesulfonic acid beads, both were kept at 65 °C for 3 days. ¹³C NMR analysis of each revealed that reaction with lithium bromide gave a 1:1 mixture of pinacolone (**45**) and the epoxide **44** while the reaction with polystyrenesulfonic acid gave only **45**.

2,3-Dimethylbutane-2,3-diol (42) is available from Aldrich Chemical Co: ¹³C NMR (CDCl₃) δ 74.9 (COH) and 24.8 (CH₃).

2,3-Dimethyl-2,3-epoxybutane (44) was prepared (31% yield) by the *m*-CPBA epoxidation of 2,3-dimethyl-2-butene (5.0 g, 0.059 mol): bp 82–84 °C (760 torr) [lit.^{4c} bp 83–93 °C (760 torr)]; ¹H NMR (CDCl₃) δ 1.31 (s, 12 H, CH₃); ¹³C NMR δ 61.9 (CCH₃), 21.1 (CCH₃).

3,3-Dimethyl-2-butanone (45) was available from Aldrich Chemical Co: ¹³C NMR (CDCl₃) δ 210.3 (C=O), 44.0 [C(CH₃)₃], 26.4 (COC-H₃), 24.1 [C(CH₃)₃].

Reactions of 2-Methylpentane-2,3-diol with DTPP. Since these reaction conditions are similar to the reactions of DTPP and pinacol, only the results are presented.

(a) **Reaction with Chloroform.** ¹³C NMR shows ca. 60% conversion to 2-methyl-2,3-epoxypentane (**50**) in CDCl₃ after 3 days at reflux. The other 40% was diol **48** probably from partial hydrolysis of the phosphorane **47**.

(b) **Thermolysis in Hot Toluene.** ¹³C NMR indicates 31% 3-methyl-1-penten-3-ol (**51**), 26% 2-methyl-3-pentanone (**49**), and 43% diol **48**.

(c) **Reaction with Polystyrenesulfonic Acid and Lithium Bromide.** ¹³C NMR of both reactions show near quantitative (>95%) conversion to 2-methyl-3-pentanone **49**.

2-Methylpentane-2,3-diol (48) was obtained in 23% yield from the performic acid oxidation–base hydrolysis of 2-methyl-2-pentene (8.7 g, 0.104 mol): bp 88–89 °C (25 torr) [lit.⁷⁴ bp 184–185 °C (760 torr)]; ¹H NMR (CDCl₃) δ 1.02 (t, 3 H, J = 6 Hz, CH₂CH₂), 1.36 (s, 3 H, CH₃), 1.40 (s, 3 H, CH₃), 1.2–1.8 (m, 2 H, CH₂CH₂), 2.86 [brs, 1 H, (CH₃)₂COH], 3.04 (brd, 1 H, CHOH), 3.26–3.36 (m, 1 H, CHOH); ¹³C NMR (CDCl₃) δ 80.3 [(CH₃)₂COH], 73.3 (CHOH), 26.4, 24.6, 23.2 (C₁, C₄, and C₆), 11.5 (CH₂CH₃).

2-Methyl-2,3-epoxypentane (50) was prepared by *m*-CPBA oxidation of the olefin: bp 28–30 °C (65 torr) [lit.⁷⁷ bp 97–98 °C (760 torr)]; ¹H NMR (CDCl₃) δ 1.00 (t, 3 H, J = 7 Hz, CH₂CH₃), 1.53 (p, 2 H, J = 7 Hz, CH₂), 1.30 (s, 3 H, CH₃), 1.35 (s, 3 H, CH₃), 2.72 (t, 1 H, J = 6 Hz, CH); ¹³C NMR (CDCl₃) δ 65.1 (C₃), 57.6 (C₂), 24.9 (C₁), 22.4 (C₄), 18.5 (C₆), 10.6 (C₅).⁶⁹

Test for Rearrangement of 2,3-Dimethyl-2,3-epoxybutane and 2-Methyl-2,3-epoxypentane. Each epoxide (500 mg, 5 mmol) was added

(76) Pocker, Y.; Ronald, B. P. *J. Am. Chem. Soc.* 1980, 102, 5311–5319.

(77) Colclough, T.; Cunneen, J. I.; Moore, C. G. *Tetrahedron* 1961, 15, 187–192.

(78) ¹³C NMR Spectral Data"; Bremser, W., Ernst, L., Franke, B., Eds.; Verlag Chemie: New York, 1979; Microfische 2764.

to lithium bromide (ca. 500 mg) in dry toluene (3 mL). This mixture was kept at 70 °C for 48 h. ¹³C NMR analysis of the filtered mixture revealed no reaction.

3,7-Dimethyl-1,6,7-octanetriol (54) was prepared (60% yield) from the reaction of citronellol (16.25 g, 0.104 mol) with formic acid (63 mL, 88%, 1.43 mol) and hydrogen peroxide (30%, 14.5 mL) followed with base hydrolysis: bp 145–150 °C (1.0 torr) [lit.⁷⁹ bp 160–161 °C (2 torr)]; ¹H NMR (CDCl₃) δ 0.92 (d, 3 H, *J* = 4.5 Hz, CHCH₃), 1.16 (s, 3 H, CH₃), 1.20 (s, 3 H, CH₃), 0.99–1.88 (m, 1 H, CH₂, CHCH₃), 2.66–3.44 (brs, 4 H, OH, CHOH), 3.68 (t, 2 H, *J* = 6 Hz, CH₂OH).

3,7-Dimethyl-6,7-epoxyoctan-1-ol (55) was prepared (30% yield) by oxidation of citronellol (5.0 g, 0.032 mol) with *m*-CPBA (6.88 g, 0.032 mol): bp 75 °C (0.05 torr) [lit.⁸⁰ bp 104–105 °C (2.5 torr)]; ¹H NMR (CDCl₃) δ 0.92 (d, 3 H, *J* = 5 Hz, CHCH₃), 1.25 (s, 3 H, CH₃), 1.30 (s, 3 H, CH₃), 1.40–1.90 (m, 7 H, CH₂, CH), 2.30–2.85 (m, 2 H, OH, CHO), 3.65 (t, 2 H, *J* = 6 Hz, CH₂OH).

1-Methylcyclohexane-trans-1,2-diol (58) was prepared (40% yield) from the oxidation of 1-methylcyclohexane (10.0 g, 0.104 mol) with formic acid (63 mL, 88%, 1.43 mol) and 30% H₂O₂ (10.0 g, 0.104 mol) followed with base hydrolysis: mp 83–85 °C [lit.⁸¹ mp 83–84 °C]; ¹H NMR (CDCl₃) δ 1.20 (s, 3 H, CH₃), 1.22–2.00 (m, 8 H, CH₂), 2.80 (brs, 1 H, CH₂COH), 3.50 (brs, 1 H, CHOH).

1-Methylcyclohexene 1,2-oxide (58) was prepared (16% yield) by oxidation of 1-methylcyclohexene (5.0 g, 0.052 mol) with *m*-CPBA (11.18 g, 0.052 mol): bp 52 °C (35 torr) [lit.⁸² bp 60–61 °C (40 torr)]; ¹³C NMR (CDCl₃) δ 59.51 (C₁), 57.44 (C₂), 23.96 (C₃)*, 24.83 (CH₃)*, 20.10 (C₄), 19.68 (C₅), 29.93 (C₆). For procedures for assigning the ¹³C NMR resonances, see ref 83. The asterisk (*) indicates that these assignments may be interchangeable.

9,10-Dihydrophenanthrene-9,10-diol (66) was prepared (19% yield) by reduction of phenanthrenequinone (12 g, 0.058 mol) with LiAlH₄ (6 g in 1 L of ether: mp 193–194 °C [lit.^{83b} mp 185–190 °C]); ¹H NMR (CDCl₃) δ 4.47 (brs, 2 H, OH), 5.64 (m, 2 H, CHOH), 7.27–7.58 (m, 4 H, Ar CH), 7.76 (dd, 2 H, *J* = 2.8 Hz, Ar CH), 7.79 (dd, 2 H, *J* = 2, 8 Hz, Ar CH); ¹³C NMR (CDCl₃) δ 72.37 (CHOH), 123.39, 126.45, 127.95, 132.36, 138.19.

9,10-Epoxy-9,10-dihydrophenanthrene (65): ¹H NMR (Me₂SO-*d*₆) δ 4.66 (s, 2 H, CHO), 7.42 (t, 2 H, *J* = 8 Hz, Ar CH), 7.52 (t, 2 H, *J* = 2.8 Hz, Ar CH), 7.76 (d, 2 H, *J* = 2.8 Hz, Ar CH), 8.24 (d, 2 H, *J* = 8 Hz, Ar CH); ¹³C NMR (Me₂SO-*d*₆) δ 55.69 (CHO), 123.96, 128.24, 129.50, 131.13, 131.79.

(79) Teisseire, P.; Corbier, B. *Recherches* 1963, No. 13, 78–91; *Chem. Abstr.* 1963, 61, 7048g.

(80) Naves, Y.-R.; Tullen, P. *Helv. Chim. Acta* 1961, 1867.

(81) Rosowsky, A.; Tarbell, D. S. *J. Org. Chem.* 1961, 26, 2255.

(82) Joshi, V. S.; Damodoran, N. P.; Dev, S. *Tetrahedron* 1968, 24, 5817–5830.

(83) Paulson, O. R.; Tang, F. Y. N.; Moran, G. F.; Murray, A. S.; Pelka, B. P.; Vasquez, E. M. *J. Org. Chem.* 1975, 40, 184.

Acknowledgment is made to the National Science Foundation (CHE 78-05921), Research Corporation, and the National Research Council for support of this research. We thank Dr. David L. Harris for recording some of the ¹³C NMR spectra related to this work, M & T Chemicals, Inc., for generous samples of triphenylphosphine, Dr. E. L. Eliel, Department of Chemistry, University of North Carolina, Chapel Hill, NC, for a sample of *cis*-2-(hydroxymethyl)cyclohexanol, and Dr. A. Gold, Department of Environmental Health Sciences, University of North Carolina, Chapel Hill, NC, for a sample of 9,10-epoxy-9,10-dihydrophenanthrene. We are especially grateful to Dr. Ian D. Jenkins (Griffith University in Queensland, Australia) for his thorough evaluation of the manuscript and many helpful suggestions. A portion of this work was completed while S.A.E. was a National Research Council Senior Postdoctoral Fellow at Université Paul Sabatier, Toulouse, France.

Registry No. (+)-4, 4254-15-3; (+)-5, 25779-13-9; (-)-6, 56718-04-8; (+)-7, 16088-62-3; 5 (tosylate), 40435-14-1; (-)-8, 63798-13-0; *dl*-9, 6982-25-8; 29, 579-43-1; *dl*-11, 655-48-1; *dl*-12, 38628-70-5; 13, 1689-71-0; *dl*-14, 96455-82-2; *dl*-15, 96455-83-3; 16, 504-63-2; 17, 24765-56-8; 18, 13912-01-1; 19, 110-63-4; 20, 111-29-5; 21, 629-11-8; 22, 15753-50-1; 23, 13149-01-4; 24, 96553-66-1; 25, 96455-84-4; 27, 6117-80-2; 28, 1708-29-8; 29, 821-11-4; *dl*-30, 22910-58-3; *dl*-33, 81096-87-9; *dl*-34, 91049-45-5; *dl*-35, 96553-67-2; *dl*-36, 19881-97-1; *dl*-37, 96553-68-3; *dl*-38, 89968-90-1; *dl*-39, 96481-54-8; 40, 32162-29-1; 41, 94480-84-9; 42, 76-09-5; 43, 49595-63-3; 44, 5076-20-0; 45, 75-97-8; 46, 10473-13-9; 47, 96455-85-5; 48, 96553-69-4; 49, 565-69-5; 50, 96611-53-9; 51, 96481-55-9; 54, 31558-25-5; 55, 1564-98-3; *dl*-57, 54383-22-1; *dl*-58, 96455-86-6; 59, 286-20-4; *dl*-60, 60363-27-1; 61, 1792-81-0; 62, 96553-70-7; 63, 108-94-1; 65, 585-08-0; 66, 25061-61-4; DEP, 628-37-5; DTPP, 86852-11-1; (HexO)₂, 3903-89-7; Ph₃P(OHex)₂, 96481-56-0; HexOSO₂Me, 16156-50-6; HexOH, 111-27-3; MeSO₂Cl, 124-63-0; HO(H₂)₂OEt, 111-35-3; HO(CH₂)₆OEt, 40868-73-3; *p*-Me(C₆H₄SO₂Cl)(H₂)₂O, 98-59-9; *trans*-PhCH=CHPh, 103-30-0; *dl*-PhCOCHOHPh, 579-44-2; *m*-CPBA, 937-14-4; *cis*-PhCH=CHPh, 645-49-8; PhCH₂CH=CH₂, 300-57-2; HCO₂H, 64-18-6; HCO₂Me, 107-32-4; CH₂=C(CH₃)(CH₂)₂CH₃, 763-29-1; Me₃SO⁺I⁻, 1774-47-6; CH₃CO(CH₂)₂CH₃, 107-87-9; (CH₃)₂C=C(CH₃)₂, 563-79-1; (CH₃)₂C=CHCH₂CH₃, 625-27-4; (S)-(-)-ethyl lactate, 687-47-8; (S)-(+)-mandelic acid, 17199-29-0; L-glutamic acid, 56-86-0; (S)-(+)-γ-[(tosyloxyl)methyl]-γ-butyrolactone, 58879-34-8; (S)-(+)-γ-(hydroxymethyl)-γ-butyrolactone, 32780-06-6; (S)-(+)-γ-butyrolactone-γ-carbonyl chloride, 54848-33-8; β-pinene, 127-91-3; citronellol, 106-22-9; 1-methylcyclohexene, 591-49-1; phenanthrenequinone, 84-11-7; (S)-styrene oxide, 20780-54-5; *dl*-styrene oxide, 67253-49-0; *cis*-2,3-epoxybutane, 1758-33-4; oxetane, 503-30-0; tetrahydrofuran, 109-99-9; tetrahydropyran, 142-68-7; oxepane, 592-90-5; *dl*-1,2-epoxydecane, 67210-45-1.

Total Synthesis of (±)-Tirandamycin A

Philip DeShong,* Subban Ramesh, Varadaraj Elango, and Joseph J. Perez

Contribution from the Department of Chemistry, The Pennsylvania State University, University Park, Pennsylvania 16802. Received November 19, 1984

Abstract: A convergent, 12-step synthesis of racemic tirandamycin A is described. The key features of the synthesis are preparation of the 2,9-dioxabicyclo[3.3.1]nonane system of the natural product by oxidation of furfuryl alcohol **8a** and attachment of the 3-acyl tetramic acid moiety via the dianion of phosphonate **4b**.

Tirandamycin A (**1**)¹ is a member of the 3-dienoyl tetramic acid family of antibiotics. This family of antibiotics includes several structurally similar substances such as tirandamycin B²

(**2**), streptolydigin,^{1a,3} nocamycin,⁴ and Bu-2313 A and B.⁵ These substances display a diversity of biological activities. For instance,

(1) (a) Duchamp, D. J.; Branfman, A. R.; Button, A. C.; Rinehart, K. L., Jr. *J. Am. Chem. Soc.* 1973, 95, 4077, and references cited therein. (b) MacKeller, F. A.; Grostic, M. F.; Olson, E. C.; Wuuk, R. J.; Branfman, A. R.; Rinehart, K. L., Jr. *Ibid.* 1971, 93, 4943.

(2) Hagenmaier, H.; Jaschke, K. H.; Santo, L.; Scheer, M.; Zahner, H. *Arch. Microbiol.* 1976, 109, 65.

(3) (a) Gross structure: Rinehart, K. L., Jr.; Borders, D. B. *J. Am. Chem. Soc.* 1963, 85, 4035, 4037. Rinehart, K. L., Jr.; Beck, J. R.; Borders, D. B.; Kinstle, T. W.; Kraus, D. *Ibid.* 1963, 85, 4038. (b) Absolute stereochemistry: Duchamp, D. J.; Branfman, A. R.; Button, A. C.; Rinehart, K. L., Jr. *Ibid.* 1973, 95, 4077.

(4) Horvath, G.; Brazhnikova, M. G.; Konstantinova, N. V.; Tolstykh, I. V.; Potapova, N. P. *J. Antibiot.* 1979, 32, 555.